

Reporting Status of Vulnerability-related Information about Software Products and Websites

- 1st Quarter of 2026 (January - March) -

Information-technology Promotion Agency, Japan (IPA) and Japan Computer Emergency Response Team Coordination Center (JPCERT/CC), initiated to handle vulnerability-related information in July 2004.

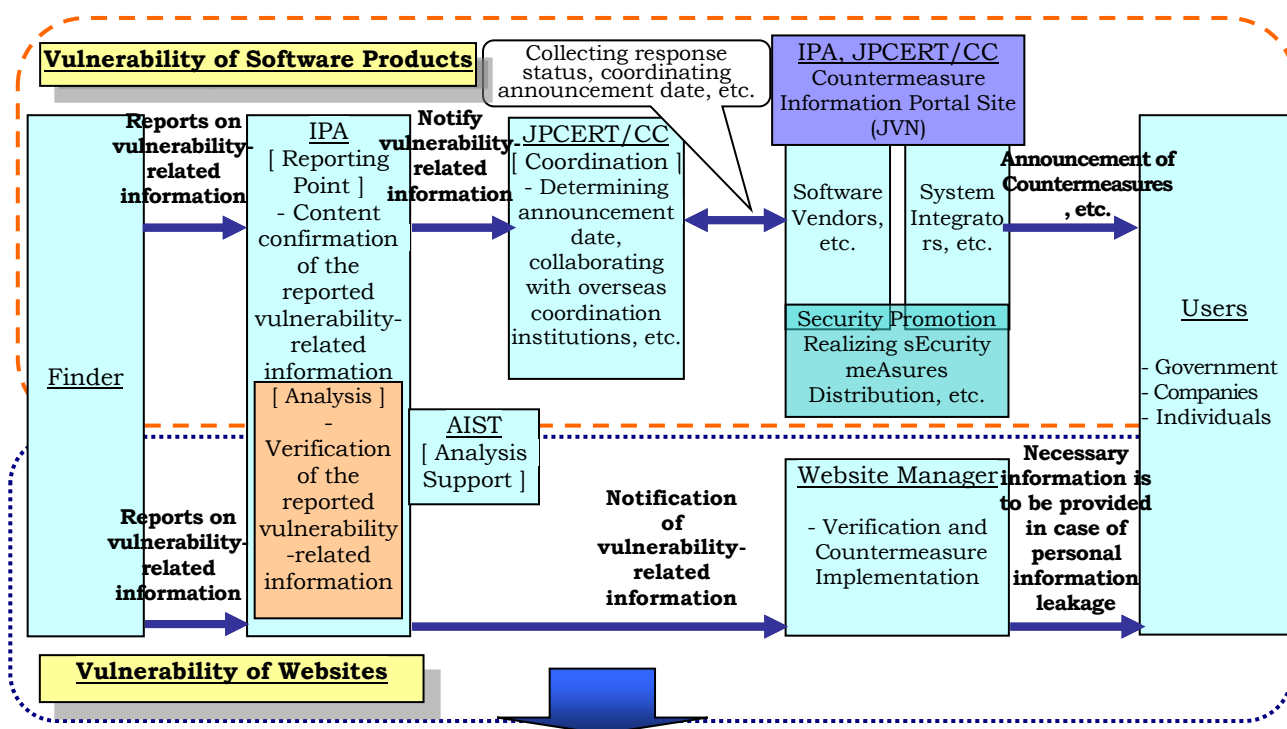
With the authority given by the Public Notice, Standards for Handling Software Vulnerability Information and Others (Directive #19, 2017) by the Ministry of Economy, Trade and Industry (METI), IPA has been collecting reports on the following vulnerability-related information:

1: Vulnerability-related Information about Software Products:

Vulnerabilities against client Software such as OS and browser, server Software such as Web server, Software embedded in hardware such as IC card, and so on. Other than vulnerability itself, information on verification methods, attacking methods and workarounds are also accepted. IPA will notify this vulnerability-related information to JPCERT/CC and then JPCERT/CC will communicate this information to concerned organizations such as domestic product vendors.

2: Vulnerability-related Information about Websites (Web Applications):

Vulnerabilities against Websites which provide services to the public through the Internet. IPA will notify such vulnerability-related information to Website managers to prompt modification.



Effect Expected:

1. Encourage vendors and Website managers to implement countermeasures against vulnerabilities.
2. Prevent vulnerabilities from being carelessly publicized or left unsolved.
3. Prevent important information, such as personal information, from being disclosed and/or critical systems from being shut down.

“Information Security Early Warning Partnership” (Framework for Handling Vulnerability-related Information)

Source: Handouts from explanatory session on handling vulnerability-related information (General introduction to the standards for handling Software vulnerability-related information and its guidelines) by the Ministry of Economy, Trade and Industry

The statistics for the 1st Quarter of 2026 (January - March) from the data collected under the framework is summarized as follows.

1. Reported Number and Handling Status of Reports:

The total number of vulnerability-related information reported to IPA from January 1 to March 31, 2026 was 208: 139 of them were about Software products and the rest 69 were about Websites. The cumulative number of reports made to IPA since the framework started (July 8, 2004) was 20065: 6530 of them were about Software products and the rest 13535 were about Websites. The Chart 1-1 shows the reporting status for respective quarters.

Reported Number/Business Day							
2Q/2024	3Q/2024	4Q/2024	1Q/2025	2Q/2025	3Q/2025	4Q/2025	1Q/2026
3.90	3.88	3.86	3.84	3.81	3.79	3.80	3.80

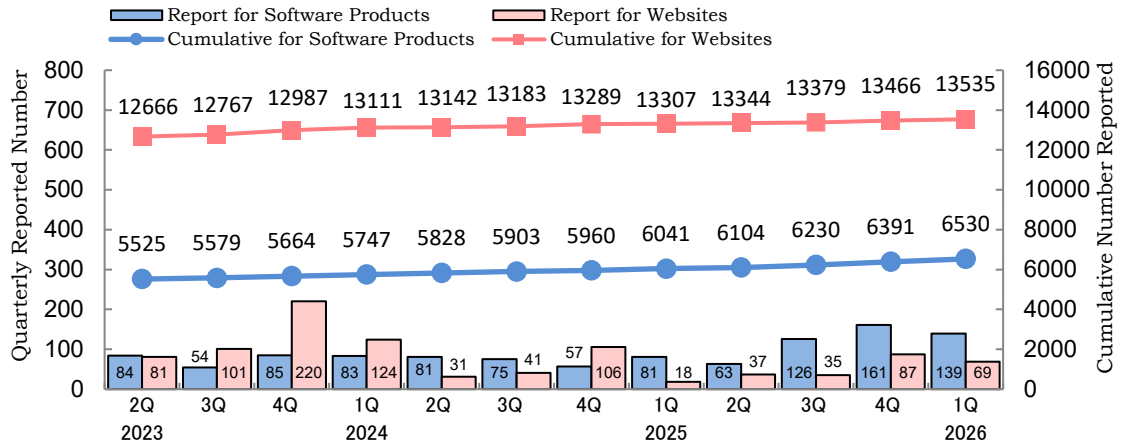
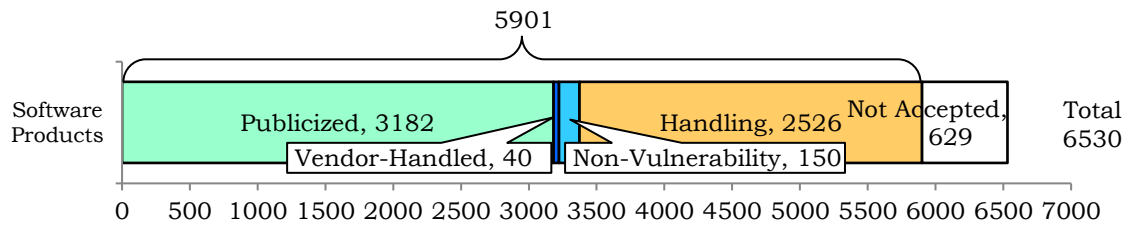
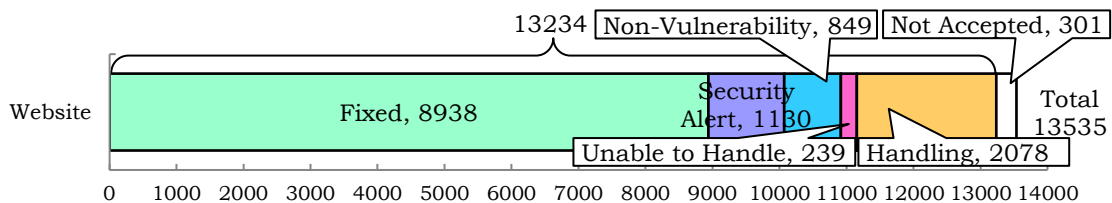


Chart 1-1: Quarterly Number of Vulnerability-related Information

The Chart 1-2 shows the processing status of reports on the vulnerability-related information as of the end of March, 2026. As for Software products, 54% (3182) of the reports being accepted as vulnerability (5901) have been fixed and publicized. As for Websites, 68% (8938) of the reports being accepted as vulnerability (13234) have been fixed.



- Publicized : Vulnerability which has been publicized with vendor's responding status on JVN
- Vendor-Handled : Vulnerability which has been informed to each user by vender individually
- Non-Vulnerability : Vulnerability which has been determined not to be vulnerability by vendor
- Handling : Vulnerability which is being studied/handled by vender
- Not Accepted : Vulnerability which is outside the scope defined by the Directive of METI



- Fixed : Vulnerability fixed by Website manager
- Security Alert : Handling was called off after countermeasure against the vulnerability is urged widely with the Security Alert by IPA
- Non-Vulnerability : Vulnerability which has been determined not a vulnerability by Website manager
- Unable to Handle : It is not possible to contact the Website manager/Website manager decided not to fix
- Handling : Vulnerability which is being studied/handled by Website manager
- Not Accepted : Vulnerability which is outside the scope defined by the Directive of METI

Chart 1-2: Processing Status of Reporting for Vulnerability-related Information (As of the End of March, 2026)

2. Handling and Coordination of Vulnerability-related Information on Software Products:

The total number of information related to vulnerabilities in Software Products reported to IPA since the framework started (July 8, 2004), was 6530. The cumulative number of published vulnerability advisories was 2479.

The Chart 2-1 shows the breakdown of 47 vulnerabilities published this quarter.

The vulnerabilities are organized according to their severity, determined by the Common Vulnerability Scoring System (CVSS v3) standard. The scale of low, medium, high, and critical severity corresponds to the following scores:

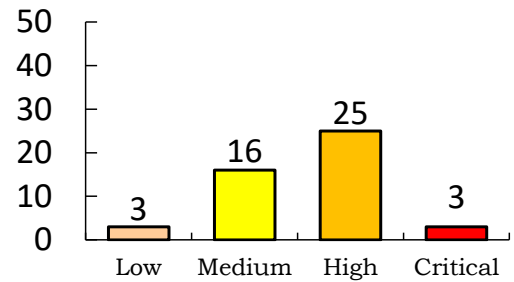
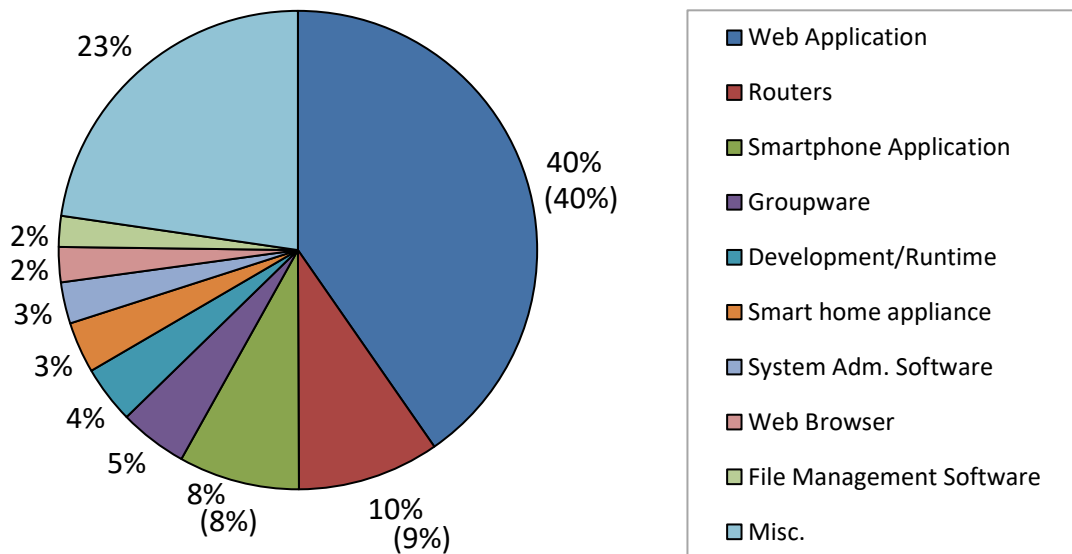


Chart 2-1 : Severity of vulnerabilities in Software Products on JVN published this quarter

Several reports may be summarized in one on JVN.

- Low : Vulnerabilities will be labeled the Low severity if they have a CVSS base score of 0.1 - 3.9. On this report, vulnerabilities which have no CVSS base score are included in Low.
- Medium : Vulnerabilities will be labeled the Medium severity if they have a CVSS base score of 4.0 - 6.9.
- High : Vulnerabilities will be labeled the High severity if they have a CVSS base score of 7.0 - 8.9.
- Critical : Vulnerabilities will be labeled the Critical severity if they have a CVSS base score of 9.0 - 10.0.

The Chart 2-2 shows the breakdown of 5901 reports (Total 6530 minus Not Accepted 629). The most reported type of software was Web Application and subsequently followed by Routers and those listed below.



Misc. in this graph includes Software for Database, etc.

(Breakdown of 5901: Numbers in parenthesis are for the previous quarter)

Chart 2-2: Breakdown of the Vulnerabilities in Software Products (from July 8, 2004 to the End of March, 2026)

The Chart 2-3 shows the time required for the announcement of vulnerabilities in Software products. 28% of the reports was addressed within 45 days from its initial reporting to announcement.

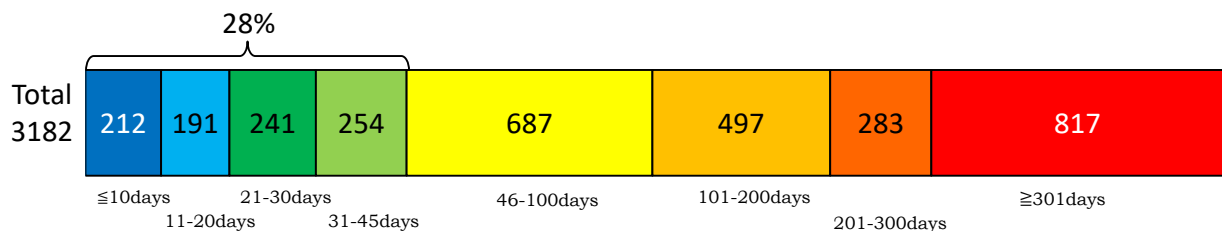
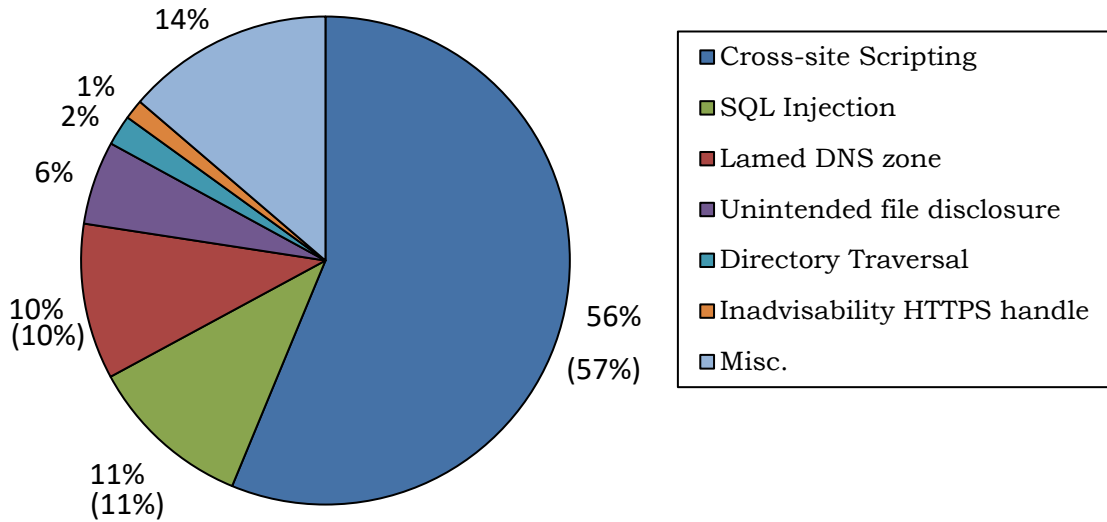


Chart 2-3: Time Required for the Announcement of Vulnerabilities in Software Products

3. Handling of Vulnerability-related Information on Websites:

The number of information related to vulnerabilities in websites reported to IPA since the framework started (July 8, 2004), was 13535. Removing those not accepted as vulnerabilities, the total number of the vulnerabilities was 13234. Chart 3-1 shows the breakdown of the vulnerabilities and Chart 3-2 shows the quarterly shift in their proportion found in last two years.

As for the type of vulnerabilities, “Cross-site Scripting”, “SQL Injection” and “Lamed DNS zone” account for 77% of the entire vulnerabilities.



- Breakdown of 13234: Numbers in the parenthesis are for the previous quarter

Chart 3-1: Breakdown of Vulnerabilities in Websites by Type (from July 8, 2004 to the End of March, 2026)

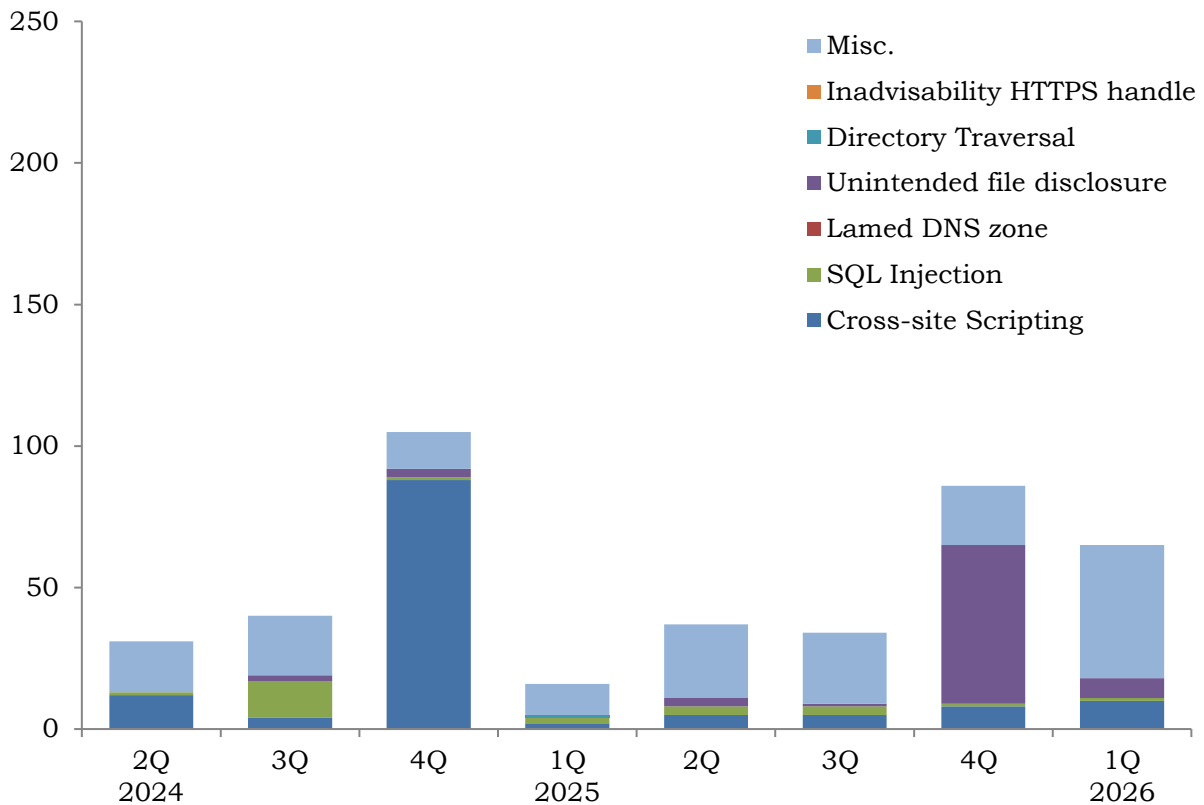


Chart 3-2: Shift in Number of Vulnerabilities in Websites by Type (from April 1, 2024 to the End of March, 2026)

The Chart 3-3 and 3-4 show the time required to fix vulnerabilities by type after notification of detailed information of the vulnerabilities to Website managers. 70% of vulnerabilities reported was fixed within 90 days.

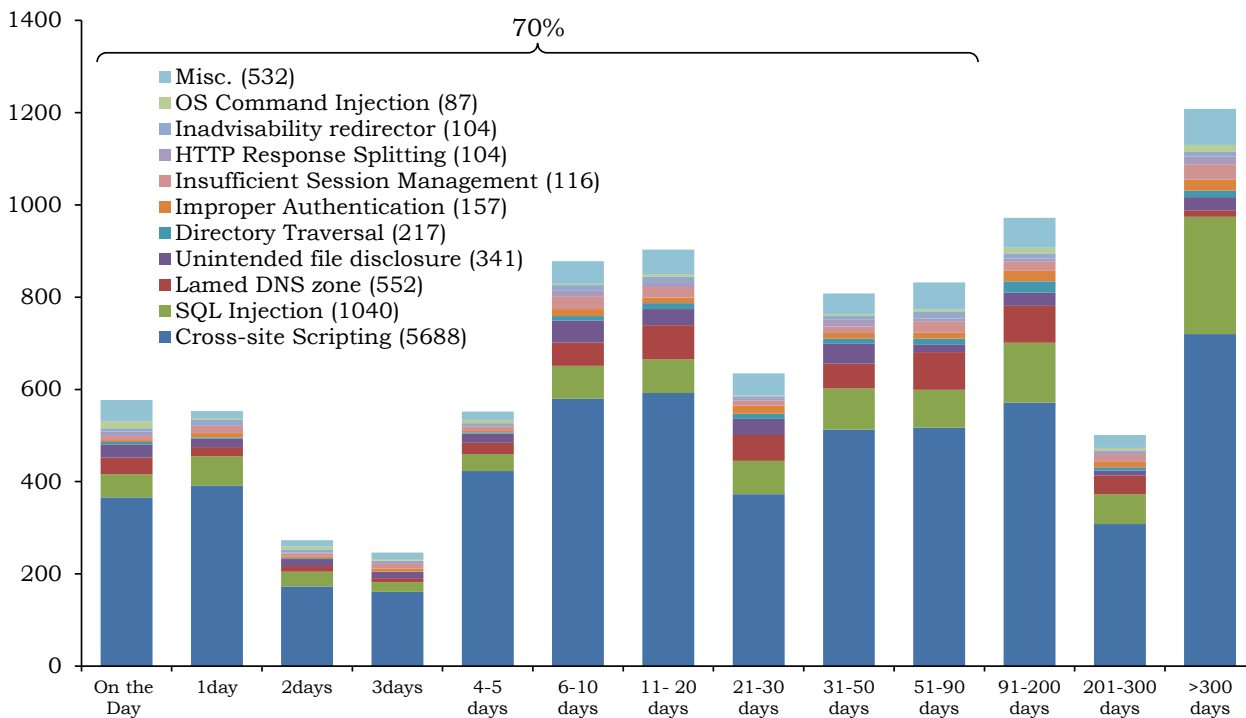


Chart 3-3: Time Required to Fix Vulnerabilities in Websites

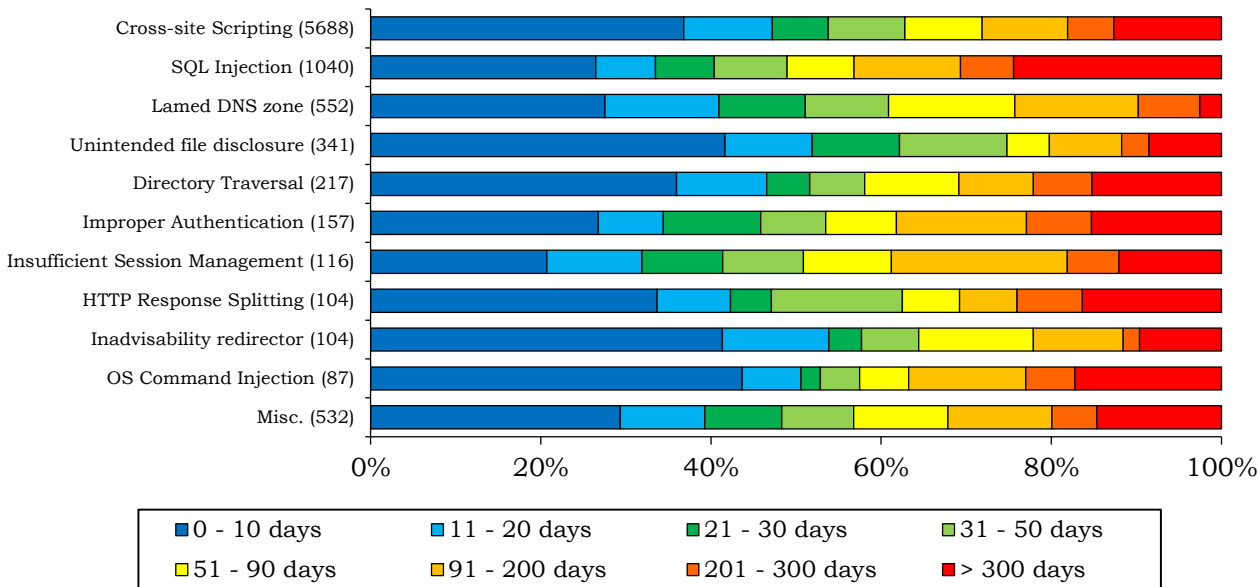


Chart 3-4: Time Required to Fix Vulnerabilities in Websites by Type

Contact

IT Security Center,
 Information-technology Promotion Agency, Japan (IPA/ISEC)
 Tel : +81-(0)3-5978-7527
 Fax : +81-(0)3-5978-7552
 E-mail : vuln-inq@ipa.go.jp