

How to fill out the Application Form for PSTI-Compliant Products (Version 2026.03.31)

Security Center,
Information-technology Promotion Agency,
Japan (IPA)



Important Notes for the Application Form for PSTI-Compliant Products

- Make sure to use the latest version of the application form for PSTI-Compliant products. We will not accept the forms that are not the latest version.
- Applications can be submitted by any of the following parties:
 - Application by the manufacturing vendor (applicant company) of the applied product itself
 - An application agent authorized by the manufacturing vendor (applicant company) of the applied product
- Items marked in blue on the application form will be published on the conformance labeled products page.
- Items in black text on the application form will not be publicly disclosed but will be used by IPA as well as the Ministry of Economy, Trade and Industry (METI) to verify the application details. Please be aware of this.
- **The application form has been separated into two sheets: “STAR-1 New Application (2026.03.31)” and “STAR-1 New Application (2026.03.31) (Manufacturing Information).” Both sheets shall be completed.**
- It is considered acceptable when the final line of the “STAR-1 New Application (2026.03.31)” sheet states that “The application form on page 1 is complete.”

The application form is not yet complete.



The application form on page 1 is complete.

When the application form on the first page (“STAR-1 New Application (2026.03.31)” sheet) is filled out correctly, it will appear like this.

- **For the “STAR-1 New Application (2026.03.31) (Manufacturing Information)” sheet, make sure that all required information is filled in the colored fields.**

Conformance labeled products page



Conformance labeled products page

JC-STAR Overview > Product List

Basic Info.

Vendor Name	
Product Name	
Information Revision Day	

Update support is mandatory during the validity period.

Conformance Label Info.

Label Status	有効
Label Registered ID	2025030500001527
Conformance Assessment Level	★ (Star 1)
Conformance Requirement Ver.	JST-CR-01-01-2024/2024R1
Validity Period	2027年3月24日
Successor Product / Conformance Label	
Latest Extension Approval Date	

The standard validity period is 2 years. Extension applications are permitted.

Conformance Assessment Method	
Conformance Checklist	
Assessment Completion Date	
Initial Issuance Date	2025年3月25日
Conformance Assessment Method	
Conformance Checklist	ecklist.pdf
Assessment Completion Date	

Product Info.

Vendor Name	情報処理推進 株式会社
Product Category	AV機器 (スマートTV、レコーダー、スマートスピーカーなど)
Product Name	【Sample】スマートTV IoT-STAR
Product ID	
Support FW Name	NS-0001、NS-002、NS-003
FW Conformance Version	Security Firmware
Important notice regarding the version used	Ver1.00
Support Period	Ver1.00よりも前のバージョンをご利用の場合にはアップデートが必要です。
Product Overview	2030年11月1日
Product URL	概要：インターネットに接続できる最新式のTVで、オンデマンド放送やネット動画、SNS機能、アプリ追加などができます。
Attached Configuration Diagram	https://www.ipa.go.jp/security/jc-star/index.html
Contact for Product Inquiries	sec-jcstar-question@ipa.go.jp
Contact for Reporting Product Vulnerabilities	sec-jcstar-question@ipa.go.jp
Technical Standards Conformity Certification Number, etc.	
Other Certification Number, etc.	

<https://www.ipa.go.jp/security/jc-star/label-description.html>

Security Related Info.

Conformance Label Status	Overview
Active	The conformance label is within its validity period and there are no rationales for expiration or revocation.
Extension procedure in progress	The conformance label's validity period has expired, but an extension application procedure is underway.
Expired	The conformance label's validity period has expired, and no extension has been taken.
Withdrawn	The conformance label has been invalidated during its validity period at the request of the IoT products vendor
Revoked	The state in which the IPA forcibly suspends the validity of a conformance label when, within the conformance label's validity period, an event corresponding to rationales for revocation occurs and corrective action to resolve such rationales is not taken within the specified period.

How to fill out the “STAR-1 New Application (2026.03.31)” Sheet



Make sure all items in this column are marked “OK.”

Information about the Applicant Company/Applicant		
Application category	New Application	OK
Application date		← Please fill in (YYYY/MM/DD)
Conformance requirements level applied for	STAR-1 (★1)	<p>If the applicant is the same as the “applicant company” below, “Application by (applicant company) itself” shall be selected; otherwise, “Application by authorized agent” shall be selected. Note that for parent companies, group companies, subsidiaries, etc., “Application agent” shall be selected.</p>
Conformance requirements version applied for	JST-CR-01-01-2024/2024R1	
Applied product category		
Name of the applicant company (Japanese)	No required	<p>The company name that “actually owns the brand name” of the applied product shall be described in English (Japanese is optional). Note that if applying as an agent, make sure NOT to write the name of the application agency.</p>
Name of the applicant company (English)		
Applicant company's corporate number	<input type="checkbox"/> Corporate N	<p>As a general rule, the 13-digit corporate number or 20-character LEI code of the contractor shall be filled in. The corresponding box shall be ticked(✓). Corporate numbers can be verified at the following site: https://www.houjin-bangou.nta.go.jp/. LEI code shall be verified via LEI Search, so please confirm the LEI code is ACTIVE on this site: https://search.gleif.org/#/search/. If the applicant does not have or does not know the corporate number, it is necessary to prepare company verification documents such as a certified copy of the corporate registry issued within the last 6 months. In such cases, the required documents shall be attached when applying, and both boxes above shall be ticked(✓).</p>
Headquarters location of the applicant company (Country or Region)		
	<p>The prefecture shall be filled in if the applicant company’s head office is located in Japan, or the country or region shall be filled if outside Japan.</p>	

How to fill out the “STAR-1 New Application (2026.03.31)” Sheet



Information on the parent company of the applicant company (*1)		The number of companies qualify as the “parent company” for the applicant company shall be selected.
Name of the parent company (1) (*1) of the applicant company		<p>For the “Parent company” of the applicant company, the parent company’s name and head office location shall be described (for Japan, the prefecture name; for outside Japan, the country or region).</p> <p>If there is one parent company, it shall be described in the “Parent company (1)” field. If there are two parent companies, they shall be described in the “Parent company (1)” and “Parent company (2)” fields. If there are three or more parent companies, three of them shall be described in the “Parent company (1),” “Parent company (2),” and “Parent company (3)” fields respectively.</p> <p>If there is no parent company, there is no need to fill in any field.</p>
Headquarters location of the parent company (1) (*1) of the applicant company (Country or Region)		
Name of the parent company (2) (*1) of the applicant company		
Headquarters location of the parent company (2) (*1) of the applicant company (Country or Region)		
Name of the parent company (3) (*1) of the applicant company		
Headquarters location of the parent company (3) (*1) of the applicant company (Country or Region)		
Applicant's name		<p>The applicant’s name, affiliation (department) and position, telephone number, and E-mail address shall be described as the applicant company’s contact information. The applicant shall be affiliated with the applicant company. Even when using an application agent, the applicant company’s contact information is required. Note that this is not the place to write the application agency’s contact information.</p>
Applicant's affiliation and position		
Applicant's phone number		
Applicant's E-mail		
		Make sure all items in this column are marked “OK.”

How to fill out the “STAR-1 New Application (2026.03.31)” Sheet



Name of the application agency		If applying through an agency, the name of the application agency shall be filled in. If no application agency is used, this section does not need to be filled in.
Corporate number of the application agency	<input type="checkbox"/> Corporate Number	As a general rule, the 13-digit corporate number or 20-character LEI code of the contractor shall be filled in. The corresponding box shall be ticked(✓). Corporate numbers can be verified at the following site: https://www.houjin-bangou.nta.go.jp/ . LEI code shall be verified via LEI Search, so please confirm the LEI code is ACTIVE on this site: https://search.gleif.org/#/search/ .
Headquarters location of the application agency (Prefecture/Country or Region)		If the applicant does not have or do not know its corporate number, the applicant will need to prepare company verification documents such as a certified copy of the corporate registry issued within the last 6 months . In that case, the required documents shall be attached when applying and both boxes above shall be ticked(✓).
Name of the application agent	<input type="checkbox"/>	
Affiliation/position of the application agent	<input type="checkbox"/>	The prefecture shall be filled in if the head office location of the application agency is in Japan, or the country or region shall be filled in if outside Japan.
Phone number of the application agent	<input type="checkbox"/>	
E-mail of the application agent	<input type="checkbox"/>	The contact information for the application agency shall be filled in: agency’s name, affiliation (department) and position, phone number, and E-mail address. The application agent shall be an employee of the application agency .
When using an application agency, an authorization letter for application submission shall be attached.	<input type="checkbox"/> Tick the box	If using an application agent, the “ Authorization letter (for application agent)” from the applicant company is required. The Authorization letter at the time of application shall be attached, and the box shall be ticked(✓). Note that using an application agent is not allowed without attaching the “Authorization letter (for application agent).”
		Make sure all items in this column are marked “OK.”

How to fill out the “STAR-1 New Application (2026.03.31)” Sheet



Firmware name and version name of the applied product (*2)		<p>For details on how to describe firmware information, refer to the “How to fill in the Firmware Section” page.</p>
Notice on the firmware version of the applied product	<input type="checkbox"/> No specific disc	<p>For shipped products that have non-conformance firmware installed but where an update file to conformance firmware is provided, and conformance can be achieved by updating, include any necessary announcements such as calls for firmware updates. For example: “Products shipped before [Month] [Year] require a version upgrade.” If there is no specific notice to provide, the box above shall be ticked (✓).</p>
Support period for the applied product	<input type="checkbox"/> Undetermined by	<p>Please fill in / / (yy/mm/dd)</p>
Product overview of the applied product (notation on Japanese website)	No required	<p>The support period for providing security updates, etc., shall be described in the format “4-digit year/month/day.” Note that the support period may be listed as “undetermined” only if the guarantee period is guaranteed to be at least two years from the date of conformance label issuance. In that case, the box above shall be ticked(✓).</p>
Product overview of the applied product (notation on English website)		<p>The product overview for the applied product shall be described in English (Japanese is optional).</p>
Website for the applied product (URL) (notation on Japanese website)	No required	<p>The URL for the product introduction page shall be described in English (Japanese is optional). If there is no specific product introduction page, describing the homepage URL is acceptable.</p>
Website for the applied product (URL) (notation on English website)		
Inquiry desk on the applied product or the applicant company	<input type="checkbox"/> Tick the box if listed on the above website	
(Notation on Japanese website)	No required	
(Notation on English website)		<p>The contact information for inquiries shall be described in English (Japanese is optional). If this information is listed on the homepage mentioned above, the checkbox shall be ticked(✓). In that case, the URL listed above will be displayed.</p>

How to fill out the “STAR-1 New Application (2026.03.31)” Sheet



Make sure all items in this column are marked “OK.”

<p>Contact point for defects and vulnerabilities (of the applied product or the applicant company)</p>	<input type="checkbox"/> Tick the box if the same as the contact for the above product		
<p>(Notation on Japanese website)</p>	<p>No required</p>	<p>The contact point for the product defect/vulnerability reporting shall be described in English (Japanese is optional).</p>	
<p>(Notation on English website)</p>		<p>If this is the same as the above contact point, the box shall be ticked(✓). In that case, the information for the above contact point will be described.</p>	
<p>URL for vulnerability disclosure policy (for the applied product or applicant company)(Notation on Japanese website)</p>	<p>No required</p>	<p>The URL for the vulnerability disclosure policy page shall be described in English (Japanese is optional).</p>	
<p>URL for vulnerability disclosure policy (for the applied product or applicant company)(Notation on English website)</p>			
<p>Technical standards conformity certification number(s) under the Telecommunications Business Act for the applied product (Design Certification Number for the [T] Mark or Technical Standards Conformity Certification Number for the [A] Mark)</p>	<input type="checkbox"/> Tick the box if certified	<p>If the applied product has acquired a technical standards conformity certification number, the box shall be ticked(✓) and the certification number shall be filled in. If the product has not acquired the certification number yet, there is no need to fill in.</p>	<p>OK</p>
<p>Acquisition status and certification numbers for cybersecurity certifications other than JC-STAR (e.g., CC certification, CSA certification) acquired for the applied product</p>	<input type="checkbox"/> Tick the box if certified	<p>If the product has acquired certification other than JC-STAR, the box shall be ticked(✓) and the certification number, etc., shall be filled in. If the product has not acquired the certification or if the applicant does not wish to disclose it, there is no need to fill in.</p>	<p>OK</p>
<p>Desired date for posting the conformance labeled products page for the applied product *The product will not be published until the desired date. It will be published at 0:00 on the desired date.</p>	<input type="checkbox"/> Tick the box if you	<p>If the product is under development or pre-release and the applicant does not wish to disclose the product information at the time of conformance label issuance, the box shall be ticked(✓), and the desired product information disclosure start date shall be described in the format “4-digit year/month/day.” If this is filled in, only the “Conformance Label Information” will be disclosed until the desired disclosure start date (12:00 am on the desired date). If you wish to disclose product information at the time of conformance label issuance, there is no need to fill in.</p>	

How to fill out the “STAR-1 New Application (2026.03.31)” Sheet



3. Information on Conformance Assessment	
Assessment Method	Self-conformance assessment
Company Name of the Assesor	
Assessor name *If there are multiple assessors, list only the representative or responsible person.	
Assessor's affiliation and position *If there are multiple assessors, list only the representative or responsible person.	
Assessment completion date (within 90 days prior to the application date)	

The organization that actually created the conformance assessment checklist for the applied product shall be selected. If the manufacturing vendor conducted it by themselves, “self-conformance assessment” shall be selected. If it was conducted by a JC-STAR Assessment Body, “External Conformance Evaluation/Assessment (JC-STAR Assessment Body)” shall be selected. If it was conducted by a JC-STAR Evaluation Body, “External Conformance Evaluation/Assessment (JC-STAR Evaluation Body)” shall be selected.

If “External Conformance Evaluation/Assessment” was selected above, the name of the JC-STAR Assessment Body or JC-STAR Evaluation Body commissioned for the assessment shall be filled in.

The name, affiliation, and position of the assessor who conducted this assessment and created the checklist shall be filled in. Alternatively, the applicant may fill in the name of a representative or department head who is responsible for the conformance assessment results and the checklist content.

The date shall be described in the format “4-digit year/month/ day.” Note that the date must be within 90 days prior to the application date.

Make sure all items in this column are marked as “OK.”

How to fill out the “STAR-1 New Application (2026.03.31)” Sheet

Make sure all items in this column are marked “OK.”



4. Confirmation of Application Details, Agreement to and Confirmation of Scheme Documentation/Terms and Conditions	
The contents of this checklist are true and accurate.	<input type="checkbox"/> Tick the box if you have confirmed the application details.
I hereby submit this application after confirming the Scheme Documentation of this scheme and agreeing to comply with its contents.	<input type="checkbox"/> Tick the box if you agree.
If, during the application verification or review process, IPA or the Ministry of Economy, Trade and Industry (METI) requests corrections to application documents or the provision of additional information or materials necessary for verification or review, I agree to comply with such requests. Furthermore, I agree that failure to comply within the specified period will result in the application being treated as a withdrawal.	<input type="checkbox"/> Tick the box if you agree.
I agree to the provision of security updates within the support period for addressing product defects and vulnerabilities.	<input type="checkbox"/> Tick the box if you agree.
I agree to retain the evidence used for checklist creation throughout the validity period of the conformance label.	<input type="checkbox"/> Tick the box if you agree.
I agree to the JC-STAR Confidentiality Regulations.	<input type="checkbox"/> Tick the box if you agree.
I agree to comply with the standards of laws and regulations related to cybersecurity in Japan.	<input type="checkbox"/> Tick the box if you agree.
Has either the applicant company or the application agency (including the parent company described in either 1. or 2. above) had a conformance label revoked within the past five years?	<input type="checkbox"/> Tick the box if the conformance label has not been revoked within the past five years, attach explanatory materials on improvement measures, and tick the box. <input type="checkbox"/> If the conformance label has been revoked within the past five years, attach explanatory materials on improvement measures, and tick the box.
Has any of the following companies (including parent company listed in 1. or 2. above) – the applicant company, the application agency, the manufacturing vendor, or the firmware development company – violated or been suspected of violating Japanese laws, internationally accepted standards, etc., within the past five years?	<input type="checkbox"/> Tick the box if those companies have not violated or been suspected of such violations within the past five years. <input type="checkbox"/> If those companies have violated or been suspected of such violations within the past five years, attach explanatory materials on improvement measures, and tick the box.
Is there any concern that any of the applicant company, application agency, manufacturing vendor, or firmware development company (including the parent company described in 1. or 2. above) may be affected by foreign legal environments or other factors regarding the cybersecurity of the applied product?	<input type="checkbox"/> Tick the box if such legal environments does not affect the subject and supply chain risks to be unproblematic, and tick the box. <input type="checkbox"/> If there are any such environments of concern, attach explanatory materials on improvement measures, and tick the box.

The box shall be ticked(✓) if you agree with the content described in the item.

The box shall be ticked(✓) if you agree with the content described in the item.

The box shall be ticked(✓) if you agree with the content described in the item.

The box shall be ticked(✓) if you agree with the content described in the item.

The box shall be ticked(✓) if you agree with the content described in the item.

The box shall be ticked(✓) if you agree with the content described in the item.

The box shall be ticked(✓) if you agree with the content described in the item.

The box shall be ticked(✓) if you agree with the content described in the item.

One of the boxes shall be ticked(✓) which is related to the content described in the item.

One of the boxes shall be ticked(✓) which is related to the content described in the item.

One of the boxes shall be ticked(✓) which is related to the content described in the item.

One of the boxes shall be ticked(✓) which is related to the content described in the item.

How to fill out the “STAR-1 New Application (Manufacturing Information)” Sheet



B1. Information on the Applicant Company/Applied Product			
Application category	New Application		
Application date			
Name of the applicant company (Japanese)	No required	<div style="border: 1px solid black; padding: 5px; display: inline-block;"> Information from “STAR-1 New Application (2026.03.31)” will be automatically transferred, so there is no need to fill in. </div>	
Name of the applicant company (English)			
Name of the application agency			
Product type of the applied product			
Applied product name (notation on Japanese website)	No required		
Applied product name (notation on English website)			

How to fill out the “STAR-1 New Application (Manufacturing Information)” Sheet



B2. Information on the Manufacturing Method of the Applied Product	
Name of the manufacturing vendor for the applied product	<p>The information listed in “STAR-1 New Application (2026.03.31)” is automatically transferred, so there is no need to fill in.</p>
Country or region of the manufacture for the applied product	
Classification of the manufacturing method for the applied product	<p>Whether the applied product involves “OEM/ODM manufacturing or Contract Manufacturing” shall be selected. If part of the manufacturing process is outsourced, “Combination of in-house factory manufacturing and contract manufacturing” shall be selected. If manufacturing is outsourced but performed under the same complete control as in-house factory manufacturing, prepare and attach separate explanatory materials.</p>
Existence of conformance labeled products using exactly the same manufacturing method as B3. to B5.	<input type="checkbox"/> There are other co <p>If there are products that have already acquired a conformance label using a manufacturing method where all information from B3. to B5. is identical, the box above shall be ticked(✓), and the 16-digit Registered ID for that product shall also be filled in. If any information differs, the applicant should not tick the box.</p>
Firmware name and version name of the applied product (*2)	<p>The information listed in “STAR-1 New Application (2026.03.31)” is automatically transferred, so there is no need to fill in.</p>
Classification of the manufacturing and maintenance method for the firmware (*2) of the applied product	<p>For details on how to describe firmware information, refer to the “How to fill in the Firmware Section” page.</p>
Product information when incorporating Conformance Labeled Products as parts/components	<input type="checkbox"/> Conformance labeled products are incorporated <p>If components or parts are supplied by other manufacturers whether those components/parts have acquired the JC-STAR conformance label shall be verified. If acquired, the 16-digit Registered ID shall also be filled in.</p>

Please fill in or select all items colored outside the boxes.

How to fill out the “STAR-1 New Application (Manufacturing Information)” Sheet



B3. Information on OEM/ODM Manufacturing and Contract Manufacturing	
Number of OEM/ODM manufacturing or contract manufacturing partner companies	The number of the contractors of OEM/ODM manufacturing or contract manufacturing for the applied product (maximum 3 companies) shall be selected.
Actual manufacturing vendor name (1st company)	The name of the contractor of OEM/ODM manufacturing or contract manufacturing for the applied product (1st company) shall be filled in.
Actual manufacturing vendor's corporate number (1st company)	<input type="checkbox"/> Corp As a general rule, the 13-digit corporate number or 20-character LEI code of the contractor shall be filled in. The corresponding box shall be ticked(✓). Corporate numbers can be verified at the following site: https://www.houjin-bangou.nta.go.jp/ . LEI code shall be verified via LEI Search, so please confirm the LEI code is ACTIVE on this site: https://search.gleif.org/#/search/ . If the corporate number is unavailable or unknown, the applicant shall provide company verification documents, such as a certified copy of the contractor's corporate registry issued within the last 6 months . In this case, the required documents shall be attached when applying and both boxes above shall be ticked(✓).
Actual manufacturing vendor headquarters location (Country or Region) (1st company)	The prefecture shall be filled in if the contractor's head office is located in Japan, or the country or region shall be filled in if outside Japan.
Information on the parent company of the actual manufacturing vendor (*1) (1st company)	
Name of the parent company (1) (*1) of the actual manufacturing vendor (1st company)	How many companies qualify as the “parent company” for the contractor shall be selected.
Headquarters location of the parent company (1) (*1) of the actual manufacturing vendor (Country or Region) (1st company)	For the “parent company” of the contractor, the parent company's name and head office location (for Japan, the prefecture; for outside Japan, the country or region) shall be filled in. If there is only one parent company, it shall be described in the “Parent company (1)” field. If there are two or more parent companies, two of them shall be described in the “Parent company (1)” and “Parent company (2)” fields respectively. If there is no parent company, there is no need to fill in any field.
Name of the parent company (2) (*1) of the actual manufacturing vendor (1st company)	
Headquarters location of the parent company (2) (*1) of the actual manufacturing vendor (Country or Region) (1st company)	
Actual manufacturing vendor name (2nd company)	For the second and third contractors, the information shall be described in the same manner as for the first contractor.

Please fill in or select all items colored outside the box.

How to fill out the “STAR-1 New Application (Manufacturing Information)” Sheet



B4. Information on the Firmware Manufacturing and Maintenance

Number of the companies contracted for firmware manufacturing and maintenance	<input type="text"/> <p>The number of contractors of the manufacturing and maintenance of the firmware for the applied product (maximum of 3 companies) shall be filled in.</p>
Name of the company performing actual firmware (*2) manufacturing and maintenance (1st company) (*3)	<input type="text"/> <p>The name of the contractor of the manufacturing and maintenance of the firmware for the applied product (1st company) shall be filled in.</p>
Corporate number of the vendor performing actual firmware (*2) manufacturing and maintenance (1st company)	<input type="checkbox"/> Corporate Number <p>As a general rule, the 13-digit corporate number or 20-character LEI code of the contractor shall be filled in. The corresponding box shall be ticked(✓). Corporate numbers can be verified at the following site: https://www.houjin-bangou.nta.go.jp/. LEI code shall be verified via LEI Search, so please confirm the LEI code is ACTIVE on this site: https://search.gleif.org/#/search/.</p>
Information on the parent company (*1) of the company performing actual firmware (*2) manufacturing and maintenance (1st company)	<input type="text"/> <p>How many companies qualify as the “parent company” for the contractor shall be selected.</p>
Name of the parent company (1) (*1) of the company performing actual firmware (*2) manufacturing and maintenance (1st company)	<input type="text"/> <p>The name of the “parent company” for the contractor shall be filled in.</p>
Name of the parent company (2) (*1) of the company performing actual firmware (*2) manufacturing and maintenance (1st company)	<input type="text"/> <p>If there is only one parent company, it shall be filled in the “Parent Company (1)” field. If there are two or more parent companies, two of them shall be described in the “Parent Company (1)” and “Parent Company (2)” fields respectively. If there is no parent company or it is unknown, there is no need to fill in any field.</p>
Name of the company performing actual firmware (*2) manufacturing and maintenance (2nd company) (*3)	<input type="text"/> <p>For the second and third contractors, the information shall be in the same manner as for the first contractor.</p>

Please fill in or select all items colored outside the boxes.

How to fill out the “STAR-1 New Application (Manufacturing Information)” Sheet



B5. Information on Products in which the Communication Modules are Used	
Presence of Ethernet communication modules	Whether the Ethernet communication module is installed in the applied product shall be selected.
Classification of the manufacturing method for Ethernet communication modules	Whether the Ethernet communication module installed in the applied product is “Manufactured by the company” or “Manufactured by another company” shall be selected.
Company name of the Ethernet communication module manufacturer	The name of the Ethernet communication module manufacturer (if manufactured by another company) shall be described.
Corporate number of the actual manufacturing vendor of the Ethernet communication modules	<input type="checkbox"/> Corporate As a general rule, the 13-digit corporate number or 20-character LEI code of the contractor shall be filled in. The corresponding box shall be ticked(✓). Corporate numbers can be verified at the following site: https://www.houjin-bangou.nta.go.jp/ . LEI code shall be verified via LEI Search, so please confirm the LEI code is ACTIVE on this site: https://search.gleif.org/#/search/ .
Information on the parent company (*1) of the actual manufacturing vendor of the Ethernet communication modules	The number of companies qualify as the “parent company” for the Ethernet communication module manufacturer (if manufactured by another company) shall be selected.
Name of the parent company (1) (*1) of the actual manufacturing vendor of the Ethernet communication modules	The name of the “parent company” for the Ethernet communication module manufacturer (if manufactured by another company) shall be filled in. If there is only one parent company, it shall be described in the “Parent company (1)” field. If there are two or more parent companies, two of them shall be described in the “Parent company (1)” and “Parent company (2)” fields respectively. If there are no parent companies, there is no need to fill in any field.
Name of the parent company (2) (*1) of the actual manufacturing vendor of the Ethernet communication modules	
Model number of the product equipped with the Ethernet communication modules	The product model number of the Ethernet communication module (if available) shall be filled in. If no model number exists, “None” shall be filled in.
Support period for the products equipped with Ethernet communication modules	<input type="checkbox"/> Undetermined The support period for the Ethernet communication module shall be described in the format “4-digit year/month/day.” Note that the support period may be left as “Undetermined” only if it is assured for at least 2 years from the date of issuance of the conformance label. In this case, the box above shall be ticked(✓). If the support period is unknown, “Unknown” shall be ticked(✓).

Please fill in or select all items colored outside the boxes.

How to fill out the “STAR-1 New Application (Manufacturing Information)” Sheet

Make sure all items are either blank or marked as “OK.”

Status of conformance label acquisition for Ethernet communication modules	<input type="checkbox"/> Conformance label acquired	Whether the Ethernet communication module has acquired the JC-STAR conformance label shall be ticked(✓). If acquired, the 16-digit Registered ID shall also be filled in.
Technical standards conformity certification number(s) for Ethernet communication modules under the Telecommunications Business Act (Technical Conformity Mark Design Certification Number or [A] Mark Technical Standards Conformity Certification Number)	<input type="checkbox"/> Tick the box if certified	If the Ethernet communication module has acquired a technical standards conformity certification number, the box shall be ticked(✓), and the certification number shall be filled in. If the acquisition has not been made, there is no need to fill in.
Presence of the Wi-Fi communication modules	[Blank]	Information regarding communication modules for Wi-Fi, LTE/mobile (5G, 6G), UWB, LPWA, Bluetooth, and others (such as NFC) should also be provided in the same manner as for the Ethernet communication module.

Please fill in or select all items colored outside the boxes.

- The term “communication module” refers to the scope encompassing all necessary functions for communication, including not only physical interface but also the chipset for communication control, SDK, and applications. The company that actually manufactures the entire module is referred to as the “communication module manufacturer.” Based on this criteria, if the communication module manufacturing vendor corresponds to its own company, “In-house manufacture” shall be selected for the manufacturing category. If it corresponds to another company, “Third-party manufacture” shall be selected.
- Even if a communication module is installed, it is considered “Not installed” if it is disabled either software-wise or hardware-wise.
- If all communication modules are “Not installed,” the product is excluded from JC-STAR.
- If the applicant procures the same communication module from multiple manufacturers, the first manufacturer shall be listed on the “Manufacturing Information” sheet and the second and subsequent manufacturers shall be listed on the “Additional Manufacturing info” sheet.

How to fill in the Firmware Section

- The term “firmware” in this application form refers to the **components necessary to provide the security functions required by the conformance requirements** for the applied product.
 - To identify the components under management, the “Firmware name” and “Version name” shall be used.
 - If the management methods for security functions differ (e.g., differing methods for creating vulnerability response update files), the same “**Firmware name**” cannot be used. Furthermore, applications cannot be consolidated.
 - For components identified by “Firmware name/version name” in this application form, **security support for product defect fixes and vulnerability responses shall be reliably provided throughout the conformance label validity period.**
 - The “Firmware name” and “Version name” shall enable determination of whether vulnerability responses have been implemented in the applied product.

Support period for the applied product

Firmware name/version name of the applied product (*2)

The scheduled end date for providing security countermeasure support (product defect fixes and vulnerability responses) for the component specified shall be described in the “Firmware name/version name of the applied product” section below. Note that the applicant shall select “**End date undetermined**” only if a support period of **two years or more (after issuance of the conformance label)** is established.

To provide the security functions required by the conformance requirements for the applied product, the “**Firmware name**” and “**Version name**” shall be specified and filled in to identify the components. If the product consists of multiple firmware versions, all firmware names shall be listed. Regarding the version name, specifying “Version XX or later” is permitted. For details, also refer to “Handling Multiple Firmware Versions.”

How to fill in the Firmware Section

Classification of the manufacturing and maintenance methods for the applicant product's firmware (*2)

Name of the company performing the firmware (*2) manufacturing and maintenance (Xth company) (*3)

Information on the parent company (*1) of the company actually performing the actual firmware (*2) manufacturing and maintenance (Xth Company)

The company that actually performs the development of the components specified in the "Applied product's Firmware name/version name" above shall be selected, or update files for product defect fixes and vulnerability responses shall be created. If performed in-house, "**In-house development/maintenance department**" shall be selected; otherwise, "**Supplied by vendor**" shall be selected. If performed by both in-house and external parties, "**In-house development/maintenance department and supplied by vendor**" shall be selected.

- If open source is used, it is determined based on who creates and provides the update files for defect fixes and vulnerability responses. If the company's development/maintenance department creates and provides them, "**In-house development/maintenance department**" shall be selected. If the open source community creates and provides them, "**Supplied by the manufacturing company**" shall be selected.
- If manufacturing or maintenance operations are fully outsourced under a contract, select "**Supplied by the manufacturing company.**"

If the applicant selected anything other than "**Performed solely by in-house development/maintenance department**" under "Classification of firmware manufacturing and maintenance methods," the name of the company performing that firmware manufacturing or maintenance shall be filled in. If the applicant selected "**Performed solely by in-house development/maintenance department,**" there is no need to fill in.

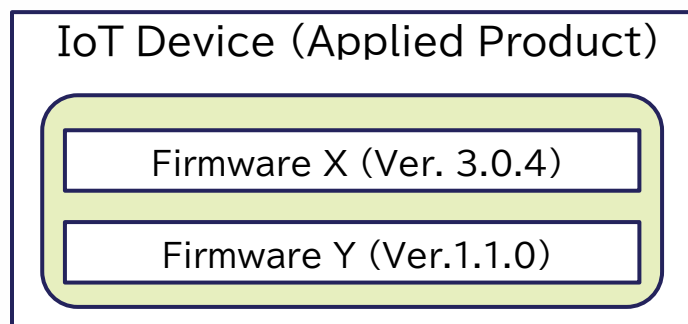
- For open source, the open source community name shall be filled in. If using multiple communities, all community names shall be listed in one place.
- The applicant can now list up to three companies to which firmware development/maintenance is outsourced. The information for the three primary companies shall be filled in.

How many **companies qualify as the "parent company"** under the Companies Act for the company performing firmware manufacturing and maintenance shall be selected. If the existence of a parent company is unknown, "**Unknown**" shall be selected.

Handling Multiple Firmware Versions

- When multiple firmware versions exist, they shall be handled as follows. If multiple cases apply, both methods may be adopted simultaneously.

Case 1) When multiple firmware versions are used to provide security functions



- The application form shall be filled in as follows (both versions shall be listed).

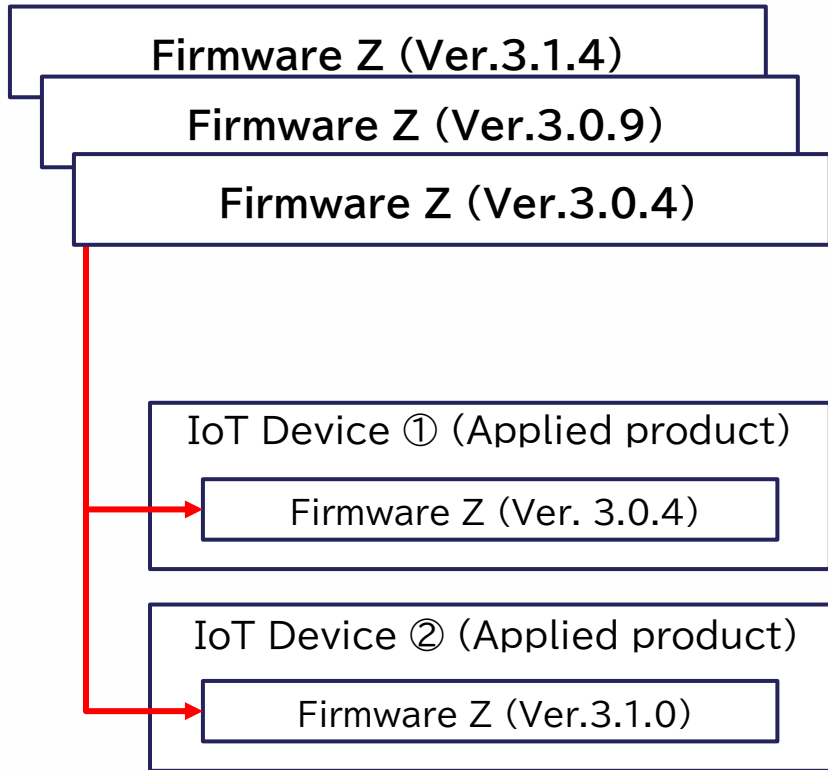
Firmware name/version name of the applied product (*2)	Firmware X (Ver.3.0.4), Firmware Y (Ver.1.1.0)
---	---

- The support period is determined by the shortest support period among the firmware versions being used.

Firmware X (Support period: 2027/9/30) → Support period for the applied product:
Firmware Y (Support period: 2030/3/31) → **2027/9/30**

Handling Multiple Firmware Versions

Case 2) When multiple versions of the same firmware exist and provide security functions



- When submitting a combined application, the application form shall be filled out as follows. Separate applications are also possible.

Firmware name/version name of the applied product (*2)	Firmware Z (Ver.3.0.4), Firmware Z (Ver.3.1.0) or Firmware Z (Ver.3.0.4 or later)
---	--

- The support period is determined by the shortest support period among the support periods for each firmware version being used.

Ver.3.0.4 (Support period: 2027/9/30)
 Ver.3.1.0 (Support period: 2030/3/31) → Support period for the applied product: **2027/9/30**

- The support period may be changed by implementing a firmware version update and notifying the IPA afterward. (Notification procedures will be separately stipulated. No fees will be incurred for notification.)

Ver.3.0.4 (Support period: 2027/9/30)
 ↪ Update to Ver.3.1.0 → Support period for the applied product: **2030/3/31**

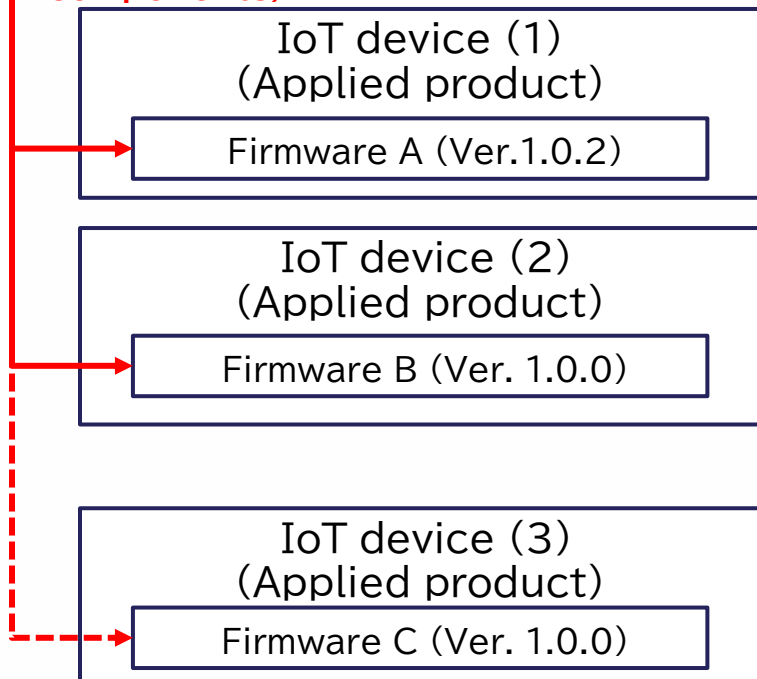
Ver.3.1.0 (Support period: 2030/3/31)

Handling Multiple Firmware Versions

Case 3) When the implementation of the security function portion (component/module/source code, etc.) is identical, but for product management purposes, the security function is provided under different firmware names

Security component W (Ver.2.1.2)

Customization for Embedded Devices
(Customization excluding security components)



- When submitting a combined application, the application form shall be filled out as follows. It is also possible to submit separate applications.

Firmware name/version name of the applied product (*2)

Firmware A (Ver.1.0.2),
Firmware B (Ver.1.0.0)

or

Firmware W (Ver.2.1.2)

*For convenience in this case, the implementation of the security function portion is also referred to as firmware.

- The support period is determined by the shortest support period among the firmware versions being used.

Firmware A (Support period: 2027/9/30)

Firmware B (Support period: 2030/3/31)



Support period for the product under application:
2027/9/30

- By notifying IPA, it is possible to change the support period later due to firmware version updates and to add firmware names. (Notification procedures will be separately stipulated. No fees will be incurred for notifications.)

How to fill in the Product Model Number

- The firmware name and version name listed in the “Firmware name and version name of the applied product” section can be used. Product model numbers can be **submitted collectively**.
- **Notes for submitting collectively**
 - Adding product model numbers later is possible by submitting a “Product Model Number Addition Application.” (Application procedures will be separately stipulated. No fees are expected to be incurred for the application.)
 - **Deleting only some product model numbers is not permitted in principle (see P.25). Note that “deletion” is treated as “expiring the current label.” Therefore, products not deleted may require acquiring a successor label (fees are expected to apply). Measures such as grouping only products with the same lifecycle shall be considered.**

Model number of the applied product

* If the model number contains Japanese characters, please provide it in a file.

Tick the box if providing the product model number list in a separate file (do not fill in product numbers in the lower section) Tick the box when attaching

The applicant can either list all product model numbers or provide them in a PDF file. If providing via PDF file, both checkboxes shall be ticked(✓).

If any of the following conditions apply, please provide the information in a PDF file. (Providing a PDF file is possible even if none of these conditions apply)

- If the product model number contains Japanese characters
- When listing 10 or more product model numbers together
- When different “Firmware name” or “Version name” are used for the product model number (For firmware handling cases 2 and 3)

How to fill in the Product Model Number

■ Product Model Number Notation

- The product model number may include a list of options separated by “/.”
For example, this is intended for color variations.
Example: If 2025-ABCD is the common product model number and there are color variations (red, green, blue, white), please use “2025-ABCD-R/G/B/W.”
- Wildcards “**” can be used in part of the product model number.
For example, this is intended for cases where multiple products exist due to differences in non-security-related specifications, such as size, output power, or optional features.
Example: If R07-JC-STAR is the common product model number and there are 20 variants (01-20) with different specifications, please use “R07-JC-STAR-**.”
- If wildcards are used and there are product model numbers not covered, those excluded model numbers shall be explicitly stated.

Example of PDF File Description

```
I) Firmware name/version name: FW-R07 Ver 1.1.2
Support period: 2027/9/30
Product model number: R06-JC-STAR-01-R/G
                        R07-JC-STAR-02-W

II) Firewall name/version name: FW-2025 Ver 2.1.1
Support period: 2030/3/31
Product model number: R08-JC-STAR-**-B
                        R09-JC-STAR-**-**
Excluded product model numbers:
                        R08-JC-STAR-01/02-B
```

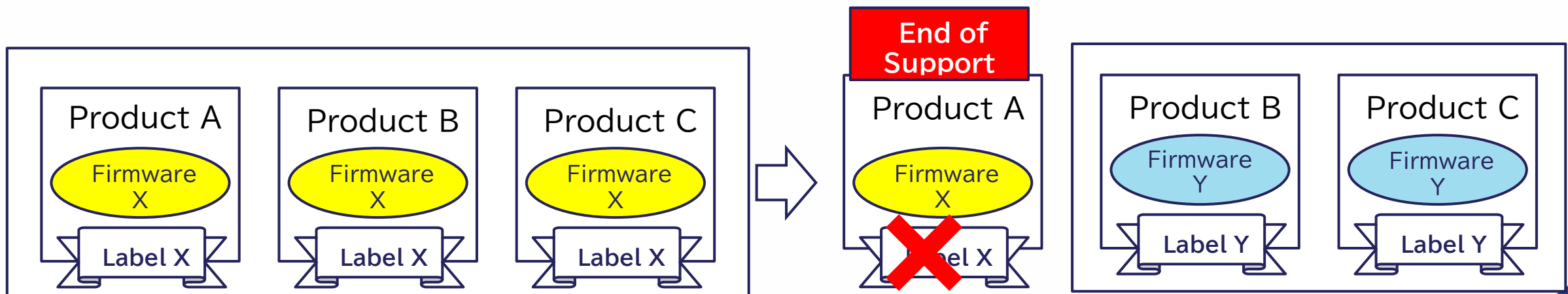
■ How to write PDF Files

- Please list the product model numbers grouped by the “Firmware name” and “Version name” in use.
- If the support periods differ, please specify the support period for each.

Reference: (C) Application for STAR-1 Conformance Labels

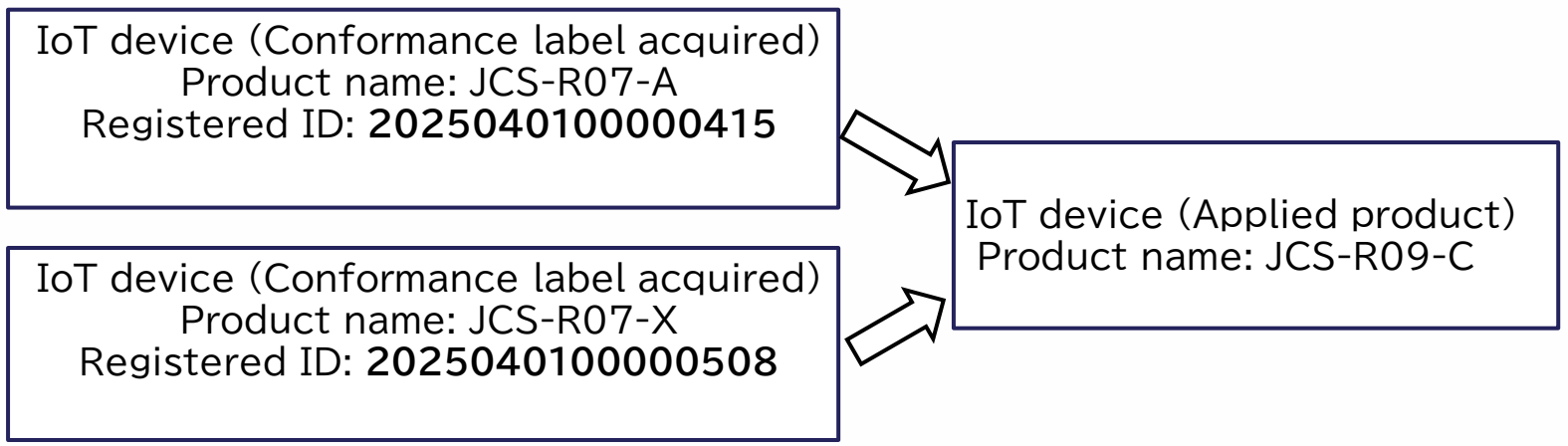
(C-11) What should be noted when combining multiple product model numbers into a single application?

- Product model numbers combined into a single application are assumed to receive the same treatment regarding security update timing, support period, etc.
- If different timings for security updates or support periods are anticipated in advance, it is better not to combine them into a single application.
- If the timing of security updates or support periods later differ, separating the labels (such as inheriting them to a new Registered ID) may become necessary.



How to fill in the relationship with the conformance labeled products

- When submitting a new application for a successor product to a conformance labeled product, please fill in the Registered ID of the conformance labeled product. There is no need to fill in if the application is not for a successor product.
 - A link to the new conformance label will be displayed on the conformance labeled products page.



Relationship with Conformance Labeled Product	<input checked="" type="checkbox"/> If this is a successor product to a conformance labeled product, please tick the box. (The conformance label registration number shall be described below.)
	2025040100000415 2025040100000508

When applying for a successor product to a conformance labeled product, the box shall be ticked(✓) and the registration number of the conformance labeled product shall be filled in. If this is not an application for a successor product, there is no need to fill in.

Product name: JCS-R07-A Product Information Page (Partial)

Conformance Label Status	Expired	
Conformance Label Registered ID	2025040100000415	
Conformance Evaluation Level	★ (STAR-1)	
conformance criteria version	JST-CR-01-01-2024	
validity period	September 30, 2027	Link
Successor Product / Successor Conformance Label	2027060100019542	

Product name: JCS-R07-X Product Information Page (Partial)

Conformance Label Status	Active	
Conformance Label Registered ID	2025040100000508	
Conformance Evaluation Level	★ (STAR-1)	
conformance criteria version	JST-CR-01-01-2024	
validity period	March 31, 2030	
Successor Product / Successor Conformance Label	2027060100019542	

Product name: JCS-R09-C Product Information Page (Partial)

Conformance Label Status	Active	
Conformance Label Registered ID	2027060100019542	
Conformance Evaluation Level	★ (STAR-1)	
conformance criteria version	JST-CR-01-01-2027	
validity period	March 31, 2030	
Successor Product/Successor Conformance Label	None	

