

Report for Computer Virus for the 3rd Quarter of 2009 (July – September)

This is the virus report for the 3rd Quarter of 2009 (July – September) compiled by IPA.

1. Reported Number

The total reported number for the 3rd Quarter of 2009 (July – September) was 3,779. The Chart 1 below is the reported number of virus for every Quarter (i.e., every 3 months) summarized by IPA.

As it shows, the reported number had been shifted in almost the same level from the 2nd Quarter of 2008 (5,442) to the 1st Quarter of 2009 (4,997): thereafter, they are tending to decrease.

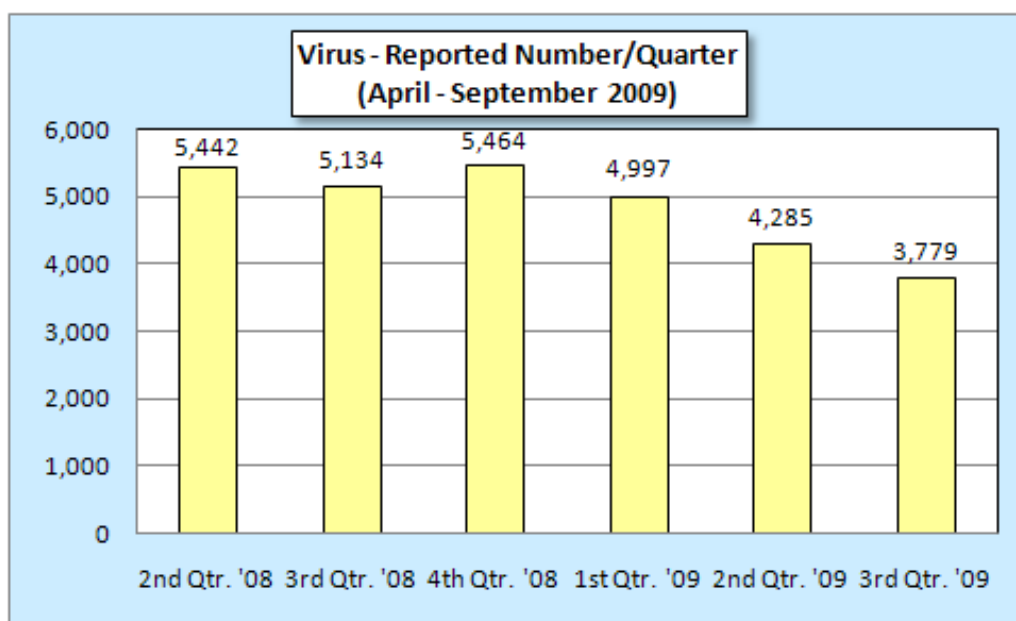


Chart 1: Virus – Reported Number/Quarter

2. Detection Number of Virus

As with the reported number, the virus detection number is also tending to decrease from the peak period, the 4th Quarter of 2008 (about 700T). As for its major cause, the detection number for W32/Netsky, the mostly reported virus ever been, is decreased to 1/3 from the 2nd Quarter of 2008 to the 3rd Quarter of 2009. Accordingly, it can be assumed that the anti-virus measures against the virus being appended as attachment file to e-mail is promulgated among every level of users.

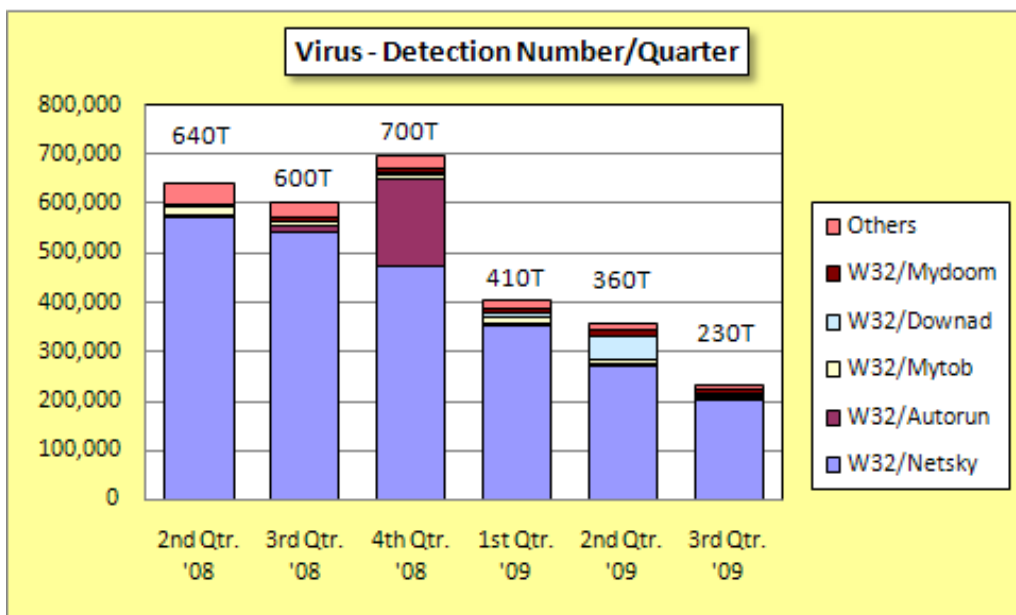


Chart 2: Detection Number of Virus/Quarter

3. Reported Number by Virus

The reported number of W32/Netsky is continually shifted in high level. Accordingly, be sure to conduct security measures daily by applying modification program, by leveraging security measures software and to be cautious handling with appended files to e-mail, etc. to prevent infection from damage.

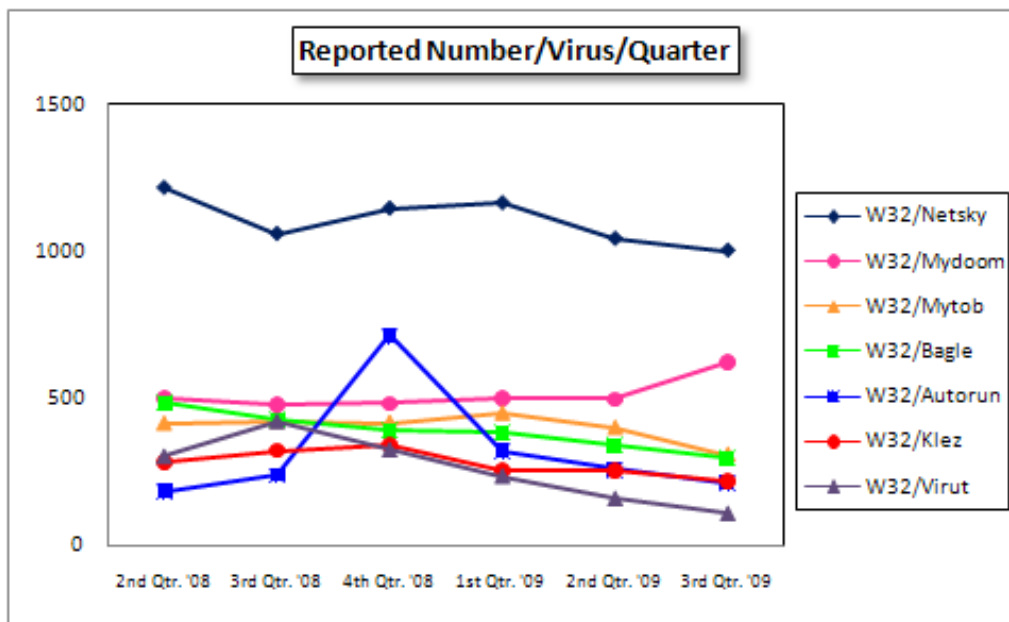


Chart 3: Reported Number/Virus/Quarter

Inquiries to:

Kagaya/Hanamura/Ooura
 Information-technology Promotion Agency, Security Center (IPA/ISEC)
 Tel.: 03-5978-7527 Fax: 03-5978-7518
 E-mail: isec-info@ipa.go.jp