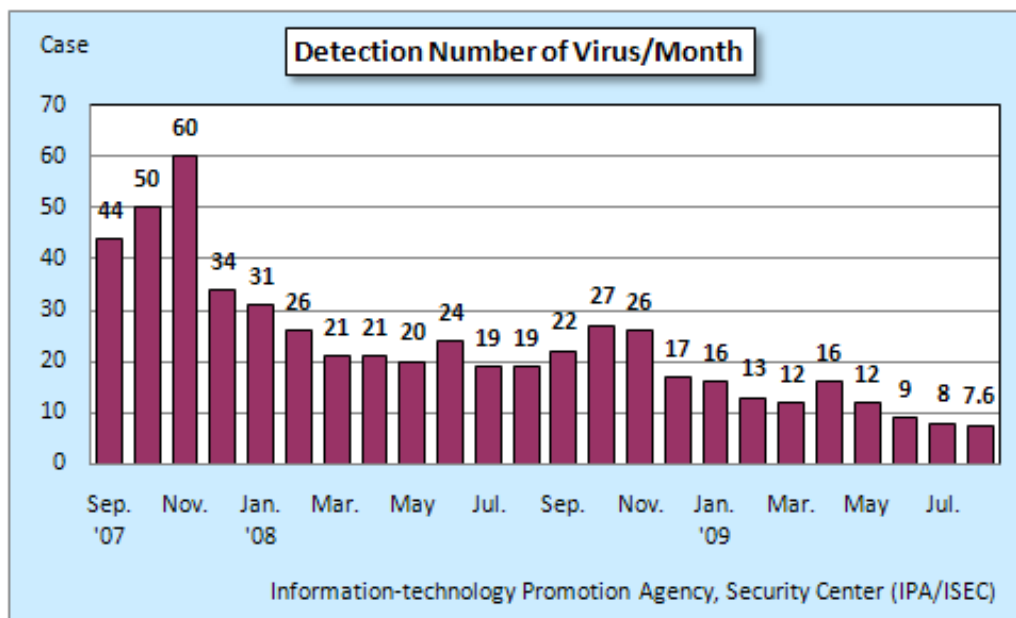


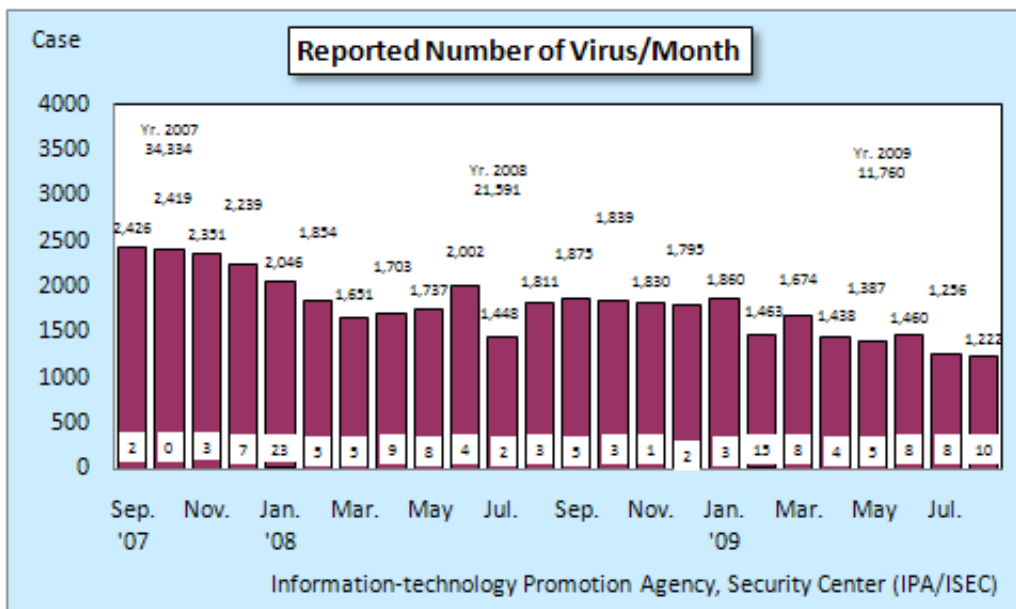
Reporting Status of Computer Virus - Details for August 2009

I. Details for Reported Number of Virus

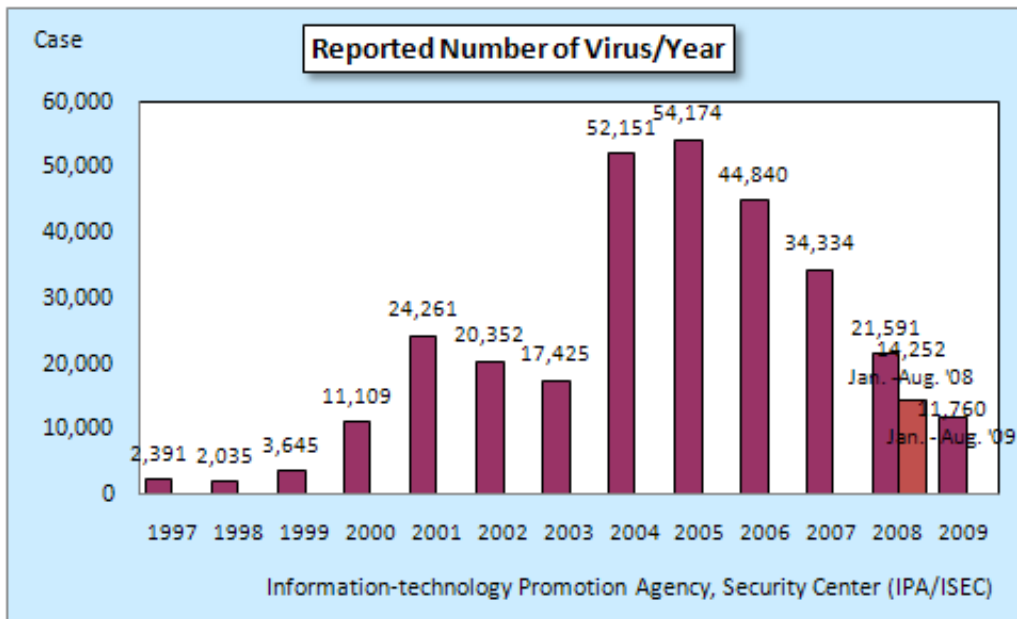
1. Detection Number of Virus by Month



2. Reported Number of Virus/Month



3. Reported Number of Virus/Year



Note: Each acronym and abbreviation in the virus name column mean as follows.

Acronym/ Abbreviation	Subjected Virus
W32	Work under Windows-32bit environment
XM	MSEXCEL95, 97 (Abbreviation of Excel Macro)
WM	MSWORD95, 97 (Abbreviation of Word Macro)
W97M	MSWORD97 (Abbreviation of MSWORD97 Macro)
X97M	MSEXCEL97 (Abbreviation of MSExcel97 Macro)
VBS	Written by Visual Basic Script
Wscript	Works under Windows Scripting Host environment (excl. VBS)
JS	Written by JavaScript
XF	Work under MSExcel95, 97 (Abbreviation of ExcelFormula)

5. The Overview of the Virus Initially Reported to IPA in August

(1) W32/Induc:

This is the file infection type of virus which targets “Delphi”, the one of program development environment. Since the virus infects “Delphi” development environment, it enlarges infection to those programs developed in the environment being infected. The virus, however, does not conduct malicious activity (ies). In addition, it does not conduct infection activities other than the “Delphi” environment.

6. The Reported Number Classified by Filers

The largest reported number is from general corporate users which taking over about 96% against the whole.

Filer	Reported Number					
	August 2009		July 2009 (Previous month)		August 2008 (The same month a year ago)	
General Corporate Users	1,173	96.0%	1,183	94.2%	1,652	91.2%
Individual Users	3	0.2%	2	0.2%	5	0.3%
Education/Research Institution	46	3.8%	71	5.7%	154	8.5%
Total	1,222		1,256		1,811	

7. The Reported Number Classified by Infection Path Identified

The largest reported number for the infection source is by mails which taking over about 96% against the whole.

Infection Source	Reported Number					
	August 2009		July 2009 (Previous month)		August 2008 (The same month a year ago)	
Via e-mail	1,174	96.1%	1,182	94.1%	1,773	97.9%
Downloading (*)	4	0.3%	1	0.1%	1	0.1%
Outside Media	9	0.7%	9	0.7%	12	0.7%
Network	33	2.7%	62	4.9%	24	1.3%
Unidentified/Other	2	0.2%	2	0.2%	1	0.1%
Total	1,222		1,256		1,811	

(*) including infection from Home Pages.

8. Nos. of Computers Being Infected

Infected Nos.	Reported Number					
	August 2009		July 2009 (Previous month)		August 2008 (The same month a year ago)	
0	1,212	99.2%	1,248	99.4%	1,808	99.8%
1	6	0.5%	5	0.4%	1	0.1%
2 - 4	2	0.2%	2	0.2%	1	0.1%
5 - 9	0	0.0%	1	0.1%	0	0.0%
10 - 19	1	0.1%	0	0.0%	0	0.0%
20 - 49	1	0.1%	0	0.0%	1	0.1%
50 or more	0	0.0%	0	0.0%	0	0.0%
Total	1,222		1,256		1,811	

Computer Virus Incident Reporting Program

The Ministry of Economy, Trade and Industry announced "Computer Virus Prevention Guidelines" to prevent the spread of computer viruses in Japan. IPA was designated to receive the "Computer Virus Damage Report" directly from the infected users to investigate virus problem and to provide monthly statistics. This reporting system started in April 1990. Anyone who has encountered computer virus is supposed to send a virus report with necessary information to IPA to prevent further spread and damage of viruses. IPA deals with each reporter (user) on an individual basis as a consultant, and also works as a public research institute for anti-virus measures by analyzing problems showed on the damage report. Taking reporters' privacy into full consideration, IPA periodically publishes the result of their research and analysis on computer virus incident.

Computer Virus Prevention Guidelines:

Enactment on April 10, 1990 (release No. 139)
 Amendment on July 7, 1995 (release No. 429)
 Amendment on September 24, 1997 (release No. 535)
 Amendment on December 28, 2000 (release No. 952)
 Amendment on January 5, 2004 (release No. 2)

Contact to:

IT Security Center, Information-Technology Promotion Agency (IPA/ISEC)
 Hanamura/Kagaya/Ooura
 Tel: +81-3-5978-7527; Fax: +81-3-5978-7518; e-mail: isec-info@ipa.go.jp