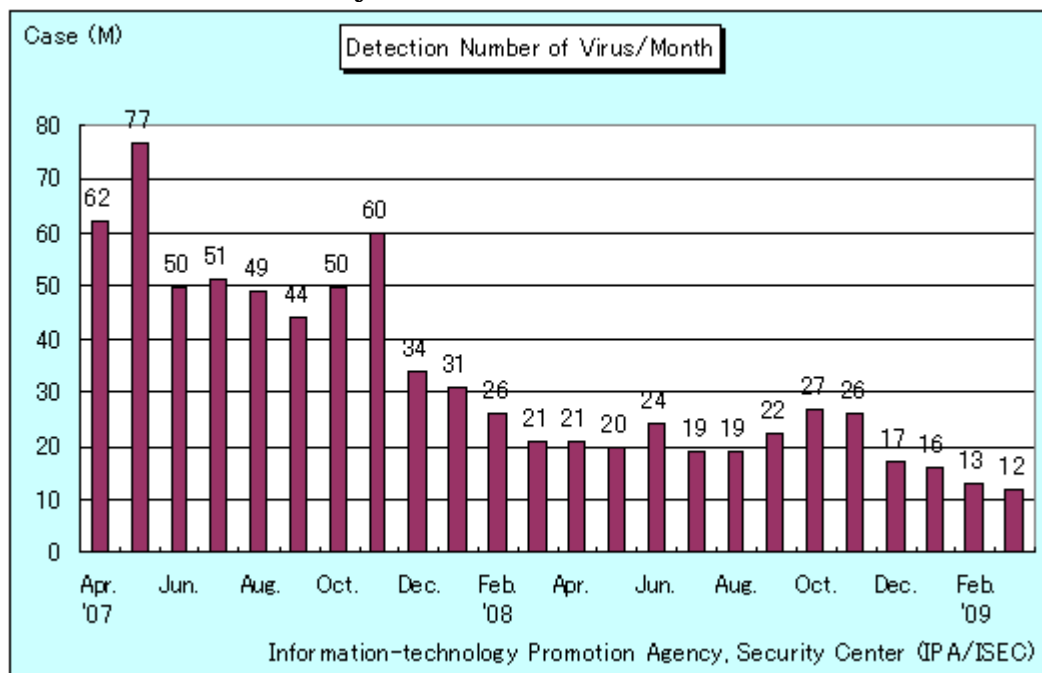


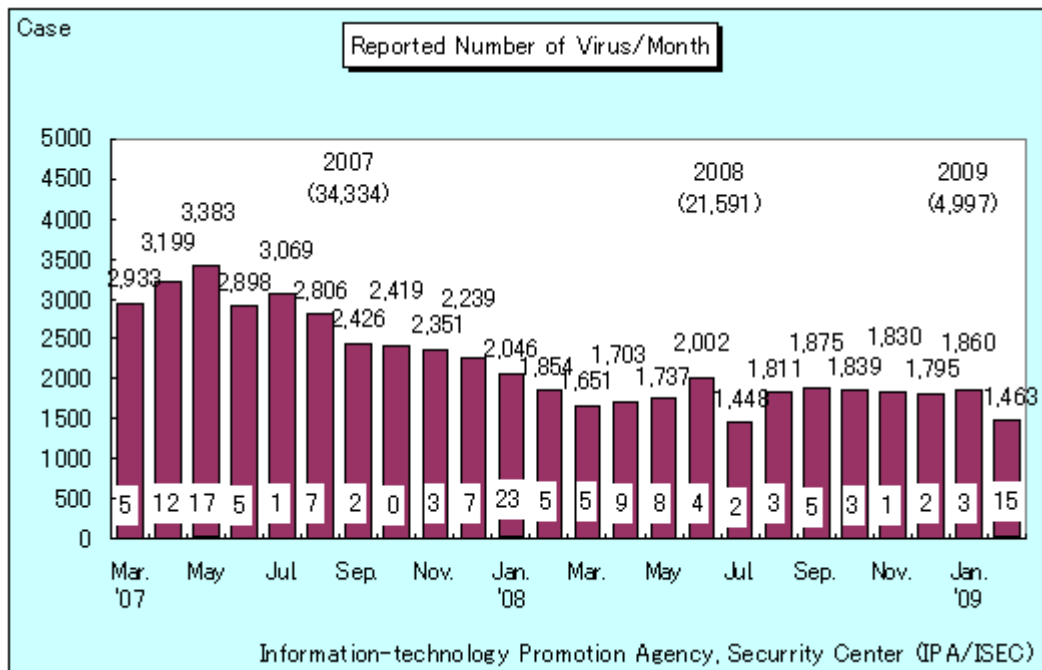
Reporting Status of Computer Virus - Details for March 2009

I. Details for Reported Number of Virus

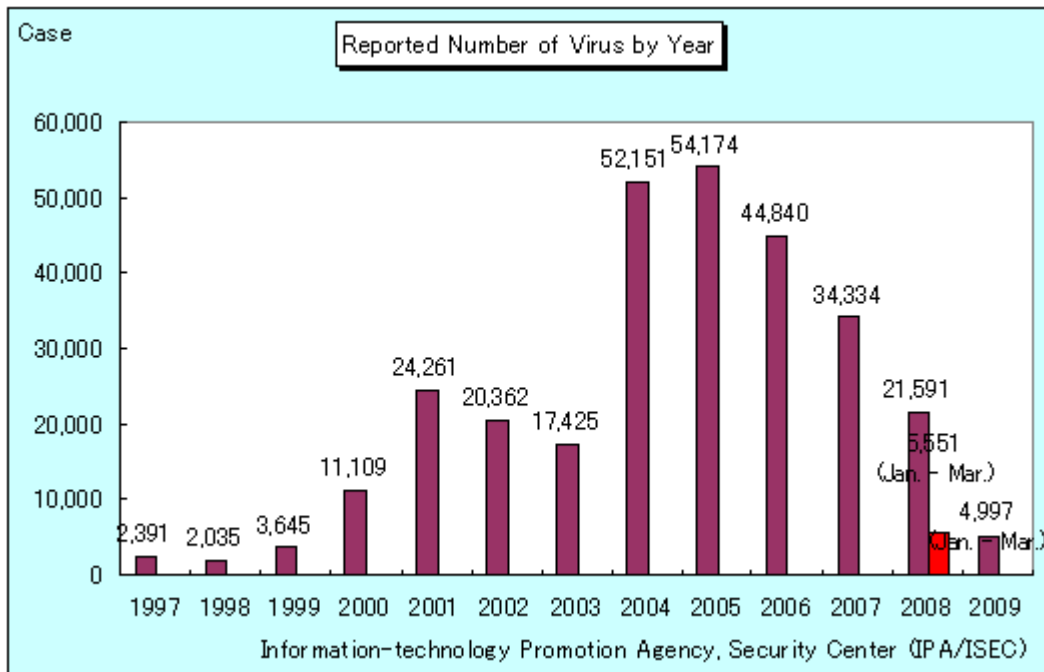
1. Detection Number of Virus by Month



2. Reported Number of Virus by Month



3. Reported Number of Virus by Year



Note: Each acronym and abbreviation in the virus name column mean as follows.

Acronym/ Abbreviation	Subjected Virus
W32	Work under Windows-32bit environment
XM	MSexcel95, 97 (Abbreviation of Excel Macro)
WM	MSword95, 97 (Abbreviation of Word Macro)
W97M	MSword97 (Abbreviation of MSword97 Macro)
X97M	MSexcel97 (Abbreviation of MSexcel97 Macro)
VBS	Written by Visual Basic Script
Wscript	Works under Windows Scripting Host environment (excl. VBS)
JS	Written by JavaScript
XF	Work under MSexcel95, 97 (Abbreviation of ExcelFormula)

5. The Reported Number Classified by Filers

The largest reported number is from general corporate users which constitute about 95% against the whole.

Filer	Reported Number					
	Mar. 2009		Feb. 2009 (Previous month)		Mar. 2008 (The same month a year ago)	
General Corporate Users	1,597	95.4%	1,387	94.8%	1,510	91.5%
Individual Users	9	0.5%	12	0.8%	0	0.0%
Education/Research Institution	68	4.1%	64	4.4%	141	8.5%
Total	1,674		1,463		1,651	

6. The Reported Number Classified by Infection Path Identified

The largest reported number for the infection source is by mails which constitute about 96% against the whole.

Infection Source	Reported Number					
	Mar. 2009		Feb. 2009 (Previous month)		Mar. 2008 (The same month a year ago)	
Via e-mail	1,605	95.9%	1,405	96.0%	1,619	98.1%
Downloading (*)	1	0.1%	4	0.3%	3	0.2%
Outside Media	17	1.0%	8	0.5%	1	0.1%
Network	50	3.0%	44	3.0%	24	1.5%
Unidentified/Other	1	0.1%	2	0.1%	4	0.2%
Total	1,674		1,463		1,651	

(*) including infection from Home Pages.

7. Nos. of Computers Being Infected

Infected Nos.	Reported Number					
	Mar. 2009		Feb. 2009 (Previous month)		Mar. 2008 (The same month a year ago)	
0	1,666	99.5%	1,448	99.0%	1,646	99.7%
1	4	0.2%	9	0.6%	2	0.1%
2 - 4	1	0.1%	2	0.1%	3	0.2%
5 - 9	3	0.2%	1	0.1%	0	0.0%
10 - 19	0	0.0%	0	0.0%	0	0.0%
20 - 49	0	0.0%	1	0.1%	0	0.0%
50 or more	0	0.0%	2	0.1%	0	0.0%
Total	1,674		1,463		1,651	

Computer Virus Incident Reporting Program

The Ministry of Economy, Trade and Industry announced "Computer Virus Prevention Guidelines" to prevent the spread of computer viruses in Japan. IPA was designated to receive the "Computer Virus Damage Report" directly from the infected users to investigate virus problem and to provide monthly statistics. This reporting system started in April 1990. Anyone who has encountered computer virus is supposed to send a virus report with necessary information to IPA to prevent further spread and damage of viruses. IPA deals with each reporter (user) on an individual basis as a consultant, and also works as a public research institute for anti-virus measures by analyzing problems showed on the damage report. Taking reporters' privacy into full consideration, IPA periodically publishes the result of their research and analysis on computer virus incident.

Computer Virus Prevention Guidelines:

Enactment on April 10, 1990 (release No. 139)
Amendment on July 7, 1995 (release No. 429)
Amendment on September 24, 1997 (release No. 535)
Amendment on December 28, 2000 (release No. 952)
Amendment on January 5, 2004 (release No. 2)

Contact to:

IT Security Center, Information-Technology Promotion Agency (IPA/ISEC)
Hanamura/Kagaya/Ooura
Tel: +81-3-5978-7527; Fax: +81-3-5978-7518; e-mail: isec-info@ipa.go.jp