

# Outline of Information Security Management Benchmark (ISM - Benchmark)



Input



Self Assessment Result

Provides answers to 40 questions on the web site

i.e. Does your company have any policies or rules for information security and implement them?

## Assessment Items (40 Items in Total)

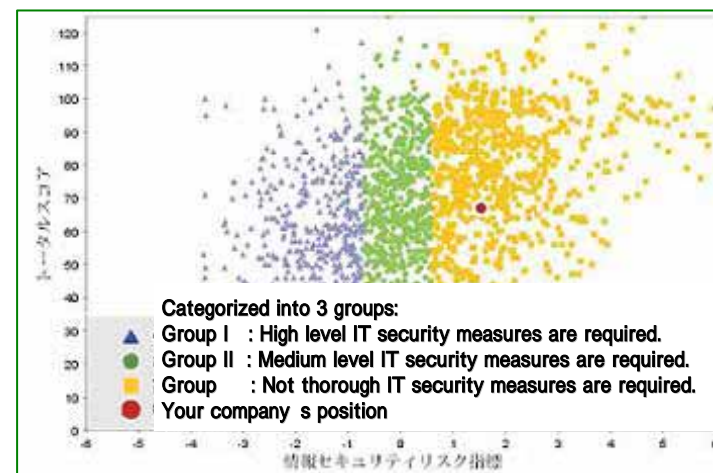
### Information Security Measures (25 Items)

- Organizational security
- Physical and environmental security
- Communications and operations management
- Access control, Systems development and maintenance
- Security incidents and malfunctions

### Corporate Profile (15 Items)

- Number of employees, sale figures, number of basis
- Number of people whose information is held, degree of dependence on Information Technology

1. Displays your company's position using a scatter chart.
2. Compares your organization's score with the desirable security level and the average in your business industry, using a radar chart.
3. Shows your score
4. Displays recommended security approaches.

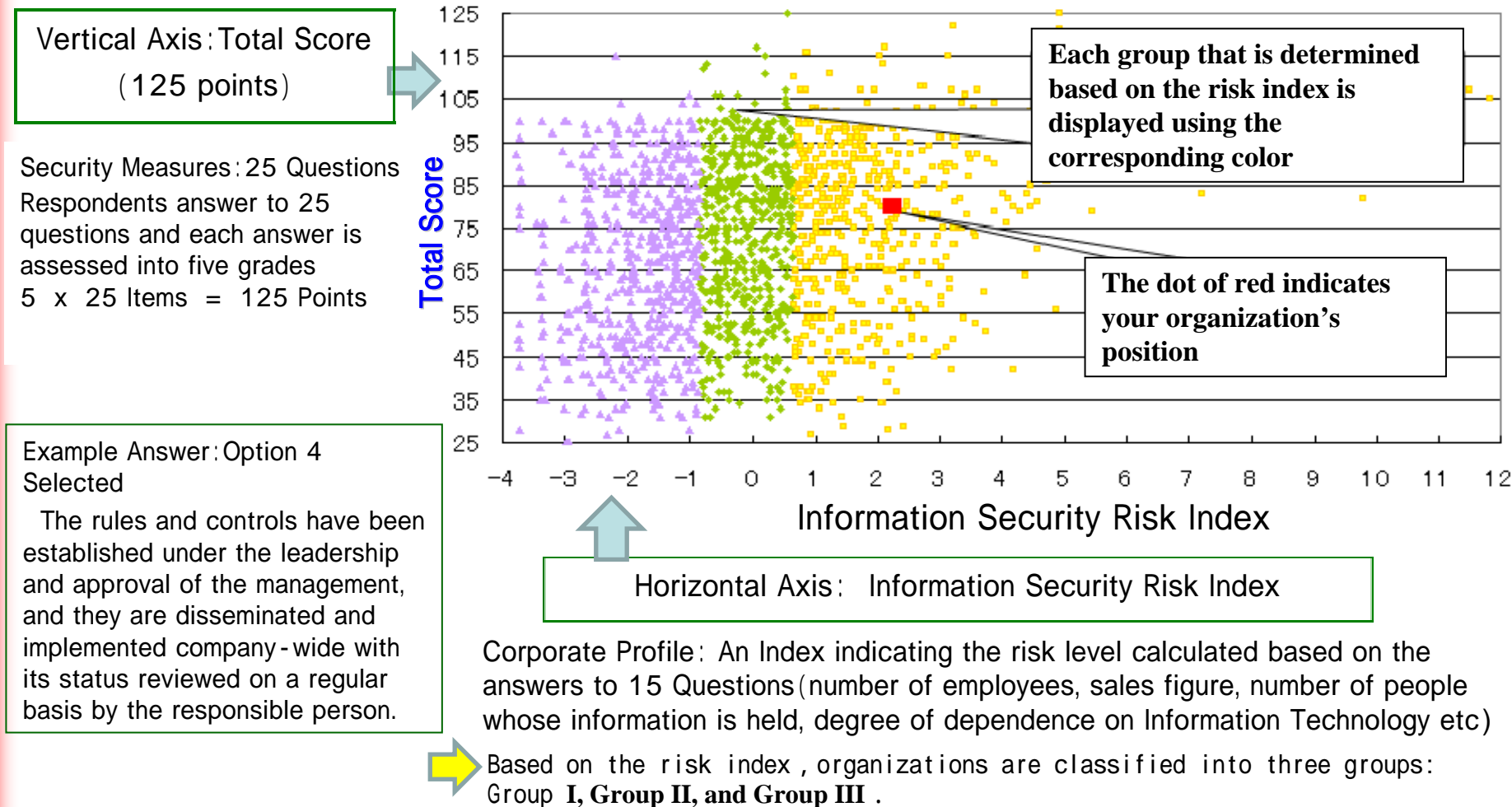


Example of Self Assessment Result  
(Scatter Chart)

# Self Assessment Result : Scatter Chart



Self Assessment Result : Displays your company's position using a scatter chart.



$$\text{Information Security Risk Index} = \text{Vulnerability index on business structures} + \text{Social Influence Index}$$

# Self Assessment Result : Radar Chart



**Your diagnosis is presented as a radar chart**

Your company is classified as Group III where not thorough IT security measures are required (details described in a separate sheet).  
 Among Group III, your company is in the position of 31 - 40% from the top.  
 (Among all the 3 groups, your company is in the position of 51 - 60% from the top.)

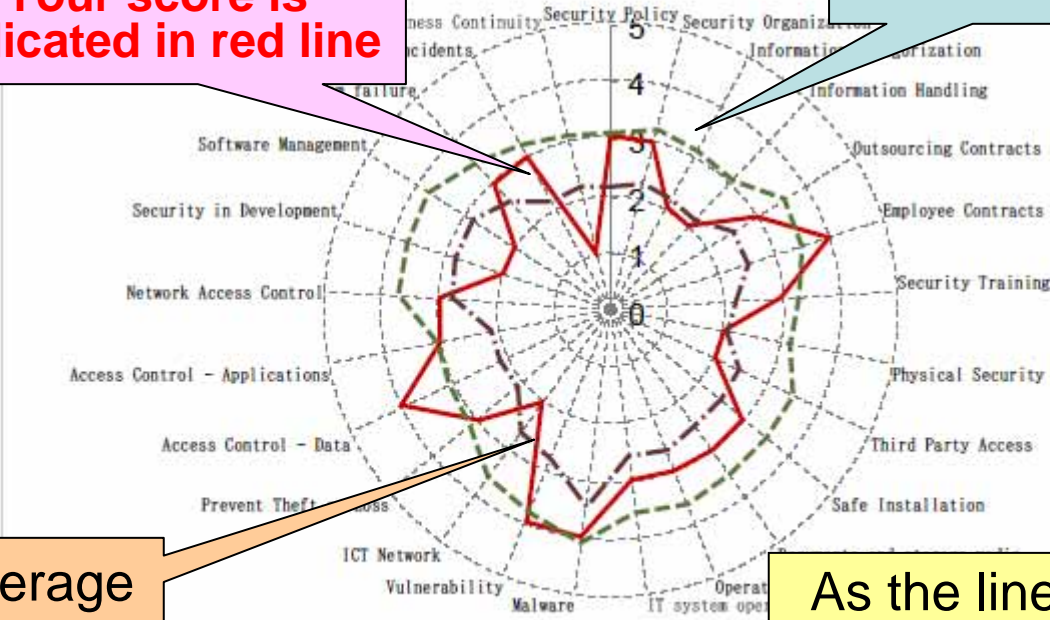
The radar chart below shows your company's score on each security countermeasure, the desirable security level and the average in the group you belong to.

The desirable security level indicates the level to be targeted which is average of the top 1/3 organizations in your group. If your score doesn't reach the average score shown below, your organization shall target the average score in the first stage.

Your organization's score, the desirable security level and the average in the group

**Your score is indicated in red line**

**Ideal Level**



**Your organization's score**  
 Total score 70points/125point  
 Average score on each security countermeasure 2.8points/5point

**Ideal security level in Group III**  
 Total score 85points/125point  
 Average score on each security countermeasure 3.4points/5point

**Average in Group III**  
 Total score 61points/125point  
 Average score on each security countermeasure 2.5points/5point (sample n = 1374)

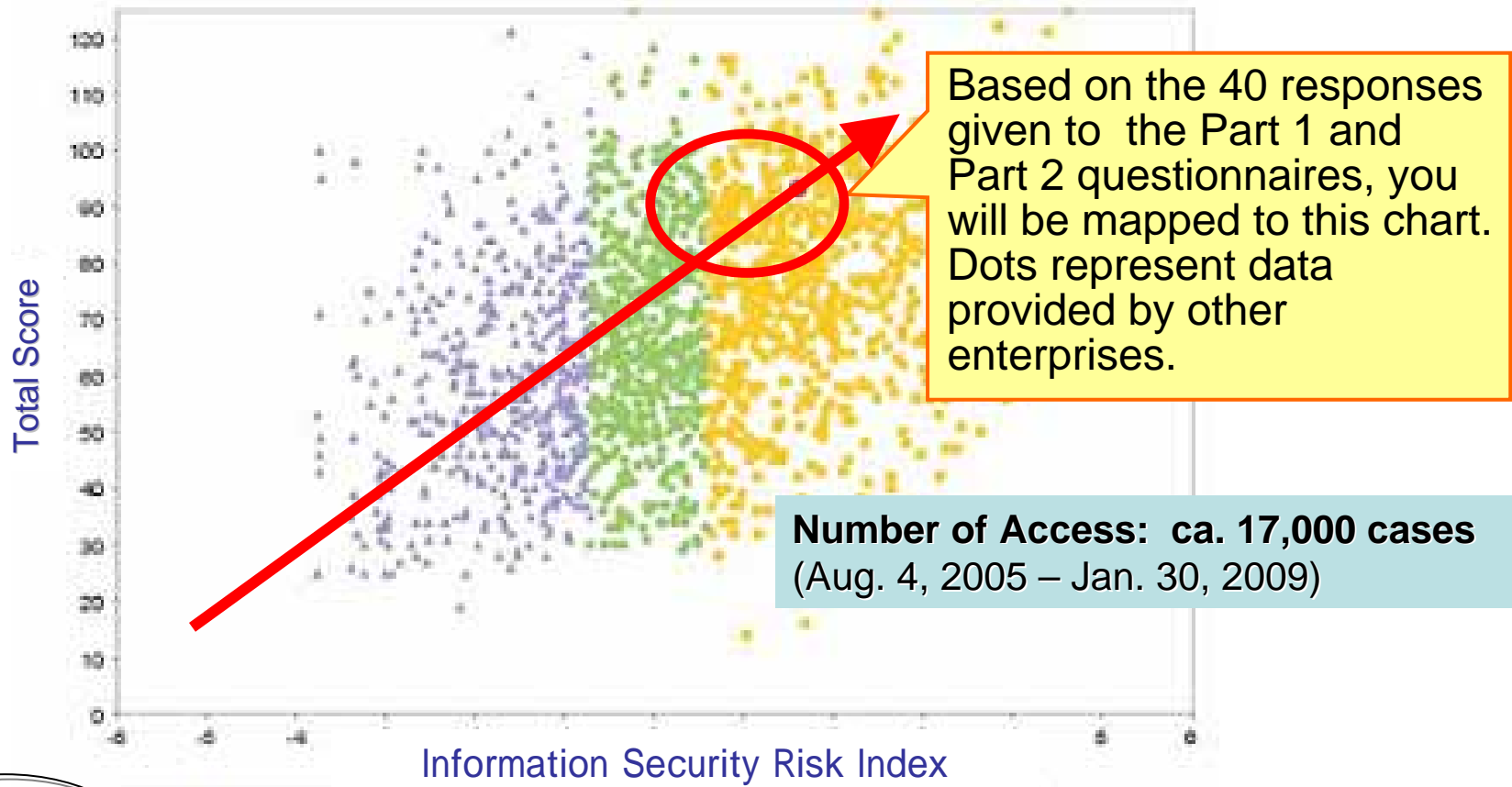
**Average**

**As the line comes close to the center, your security level indicates low.**

# How many companies use the ISM-Benchmark?



**ISM-Benchmark is being used by more than 17,000 companies!**



Companies are Categorized into 3 group

- Group I : High level IT security measures are required.
- Group II : Medium level IT security measures are required.
- Group III : Not thorough IT security measures are required.
- Red circle : Your company's position